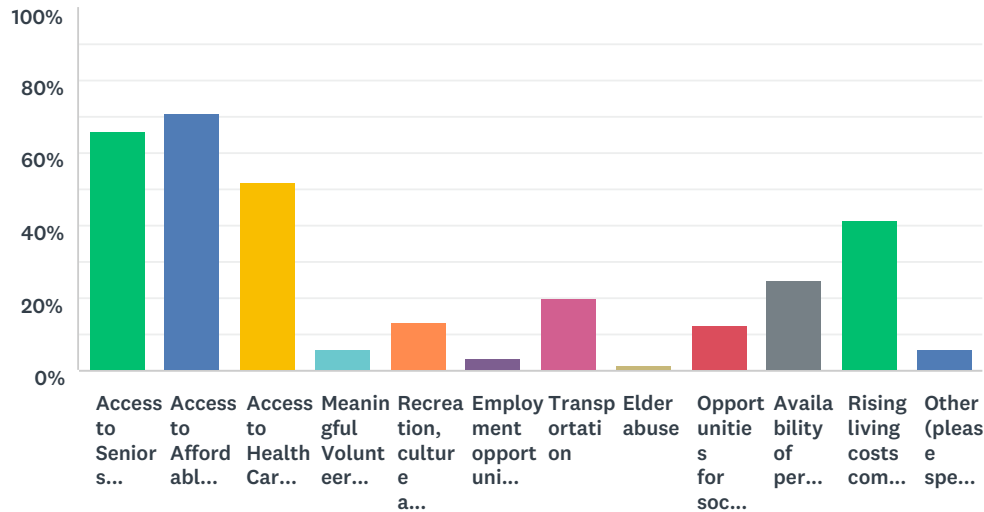


Q1 What are the most important issues facing Seniors in the Elmvale area? (Check your top 3 choices only)

Answered: 135 Skipped: 2



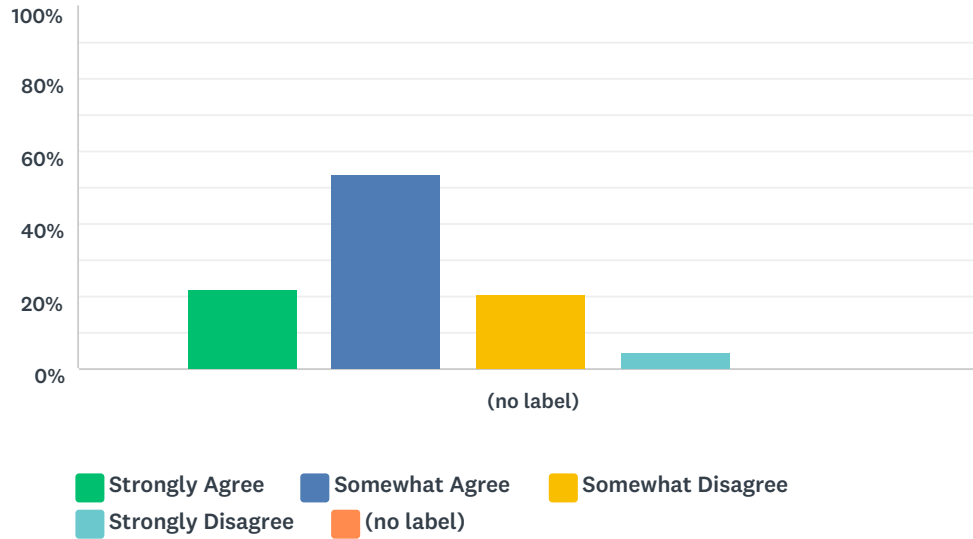
ANSWER CHOICES	RESPONSES
Access to Seniors Apartment Housing, and Assisted Living,	65.93% 89
Access to Affordable Seniors Housing	71.11% 96
Access to Health Care such as Physicians, management of chronic conditions,home care	51.85% 70
Meaningful Volunteer opportunities	5.93% 8
Recreation, culture and leisure activities	13.33% 18
Employment opportunities and barriers due to age	3.70% 5
Transportation	20.00% 27
Elder abuse	1.48% 2
Opportunities for social interaction	12.59% 17
Availability of personal care and household support (eg. housekeeping, meals,snow shoveling)	25.19% 34
Rising living costs combined with relatively fixed incomes	41.48% 56
Other (please specify)	5.93% 8
Total Respondents: 135	

#	OTHER (PLEASE SPECIFY)	DATE
1	senior community housing	12/8/2018 12:55 PM
2	banking in Elmvale	12/7/2018 6:55 PM
3	banking arrangement	12/7/2018 6:47 PM
4	bank	12/7/2018 5:07 PM
5	local bank	12/7/2018 4:58 PM
6	no bank have to drive to Barrie	12/7/2018 1:28 PM

7	banking, affordable housing for 1 without stairs that is affordable and socializing with own age 80 years old with an active mind and enjoys life	12/5/2018 4:44 PM
8	Close to amenities i.e. restaurants, stores, groceries and maybe a bank machine could be installed near the entrance for accesibility to a bank machine.	11/21/2018 9:24 AM

Q2 It is easy for me to meet monthly expenses

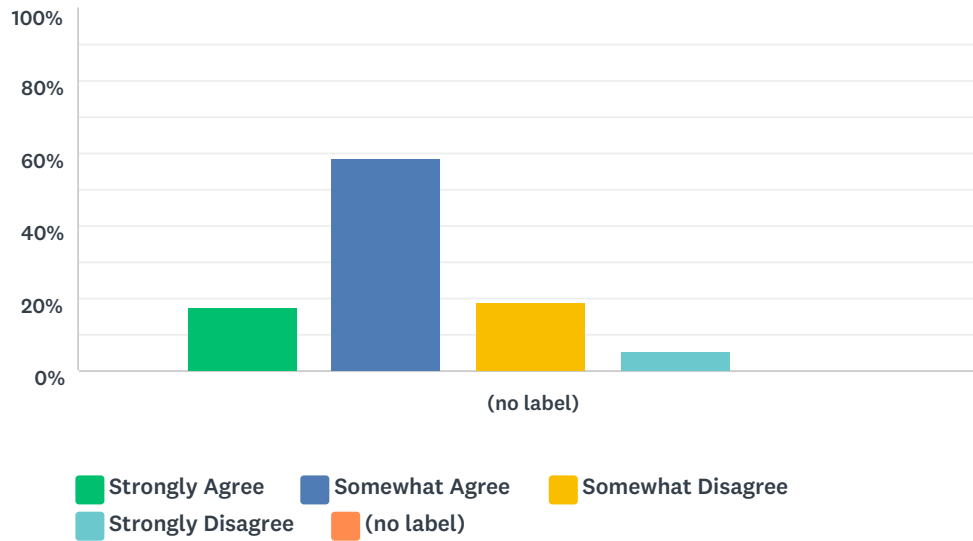
Answered: 133 Skipped: 4



	STRONGLY AGREE	SOMEWHAT AGREE	SOMEWHAT DISAGREE	STRONGLY DISAGREE	(NO LABEL)	TOTAL	WEIGHTED AVERAGE
(no label)	21.80% 29	53.38% 71	20.30% 27	4.51% 6	0.00% 0	133	2.08

Q3 My retirement finances are/will be adequate

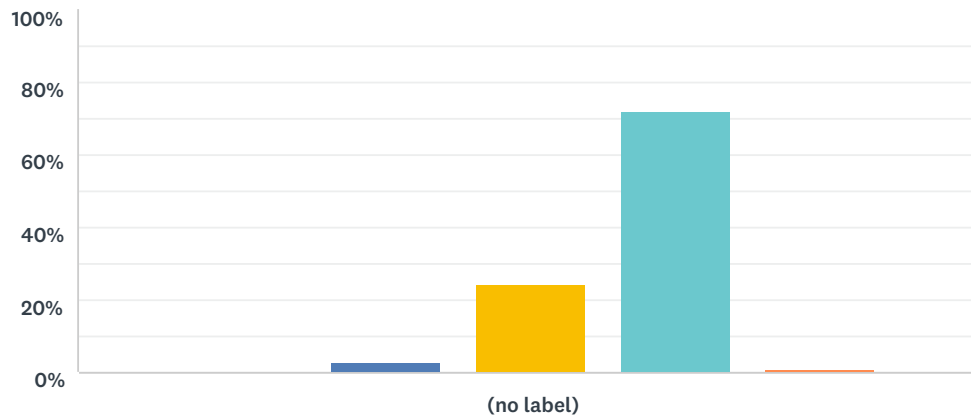
Answered: 132 Skipped: 5



	STRONGLY AGREE	SOMEWHAT AGREE	SOMEWHAT DISAGREE	STRONGLY DISAGREE	(NO LABEL)	TOTAL	WEIGHTED AVERAGE
(no label)	17.42% 23	58.33% 77	18.94% 25	5.30% 7	0.00% 0	132	2.12

Q4 There are enough affordable housing options for seniors in the Elmvale area

Answered: 131 Skipped: 6

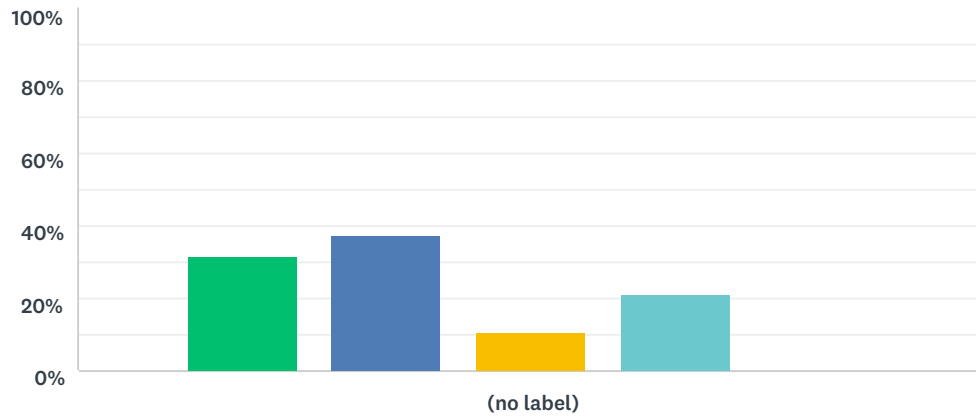


■ Strongly Agree
 ■ Somewhat Agree
 ■ Somewhat Disagree
■ Strongly Disagree
 ■ (no label)

	STRONGLY AGREE	SOMEWHAT AGREE	SOMEWHAT DISAGREE	STRONGLY DISAGREE	(NO LABEL)	TOTAL	WEIGHTED AVERAGE
(no label)	0.00% 0	3.05% 4	24.43% 32	71.76% 94	0.76% 1	131	3.70

Q5 I am comfortable using a computer

Answered: 134 Skipped: 3

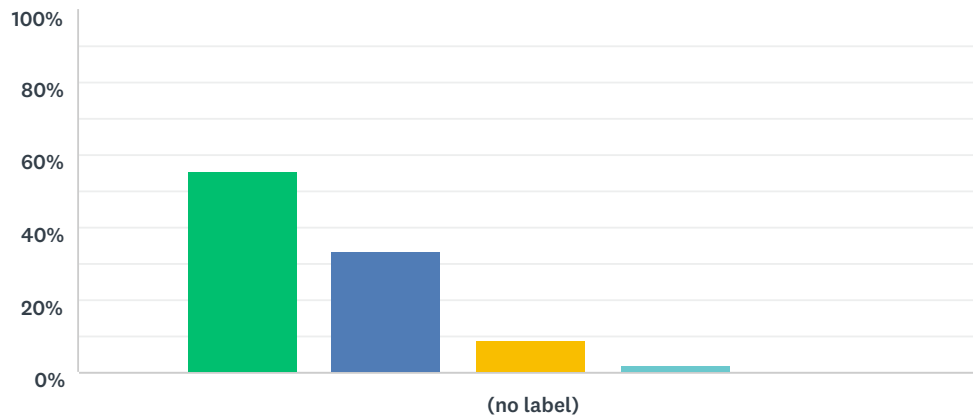


■ Strongly Agree
 ■ Somewhat Agree
 ■ Somewhat Disagree
■ Strongly Disagree
 ■ (no label)

	STRONGLY AGREE	SOMEWHAT AGREE	SOMEWHAT DISAGREE	STRONGLY DISAGREE	(NO LABEL)	TOTAL	WEIGHTED AVERAGE
(no label)	31.34% 42	37.31% 50	10.45% 14	20.90% 28	0.00% 0	134	2.21

Q6 It is easy for me to move around in stores, and other publicly accessible places

Answered: 135 Skipped: 2

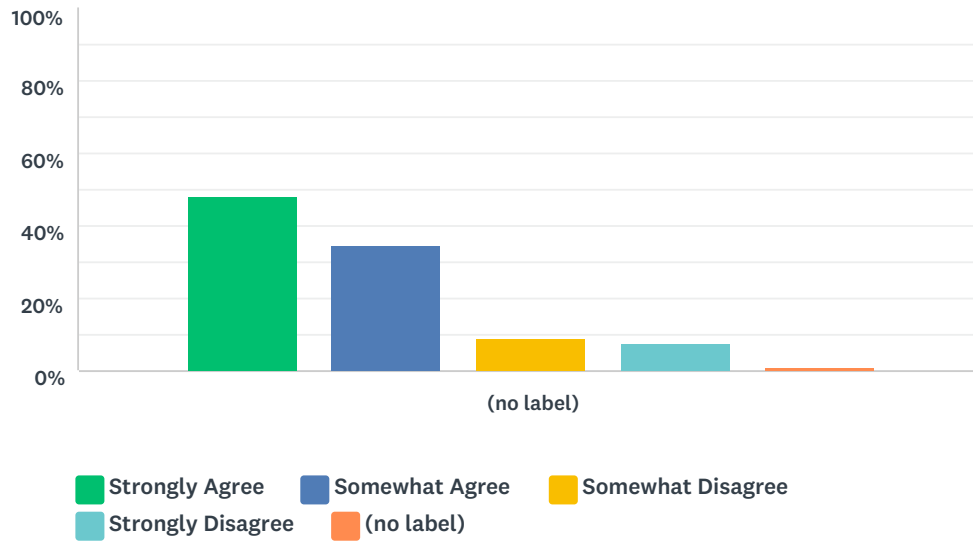


■ Strongly Agree
 ■ Somewhat Agree
 ■ Somewhat Disagree
■ Strongly Disagree
 ■ (no label)

	STRONGLY AGREE	SOMEWHAT AGREE	SOMEWHAT DISAGREE	STRONGLY DISAGREE	(NO LABEL)	TOTAL	WEIGHTED AVERAGE
(no label)	55.56% 75	33.33% 45	8.89% 12	2.22% 3	0.00% 0	135	1.58

Q7 I am able to get transportation when needed

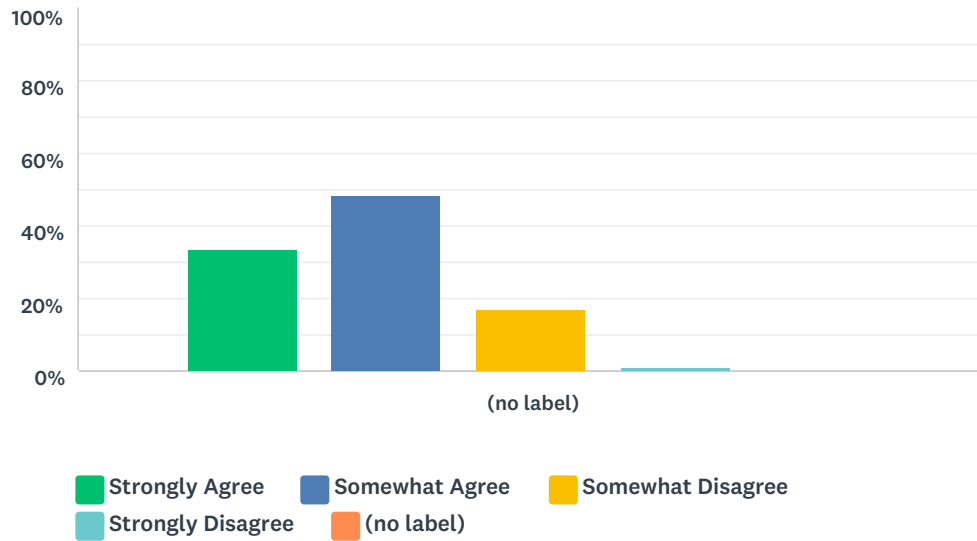
Answered: 131 Skipped: 6



	STRONGLY AGREE	SOMEWHAT AGREE	SOMEWHAT DISAGREE	STRONGLY DISAGREE	(NO LABEL)	TOTAL	WEIGHTED AVERAGE
(no label)	48.09% 63	34.35% 45	9.16% 12	7.63% 10	0.76% 1	131	1.79

Q8 Overall, Elmvale is a senior-friendly community

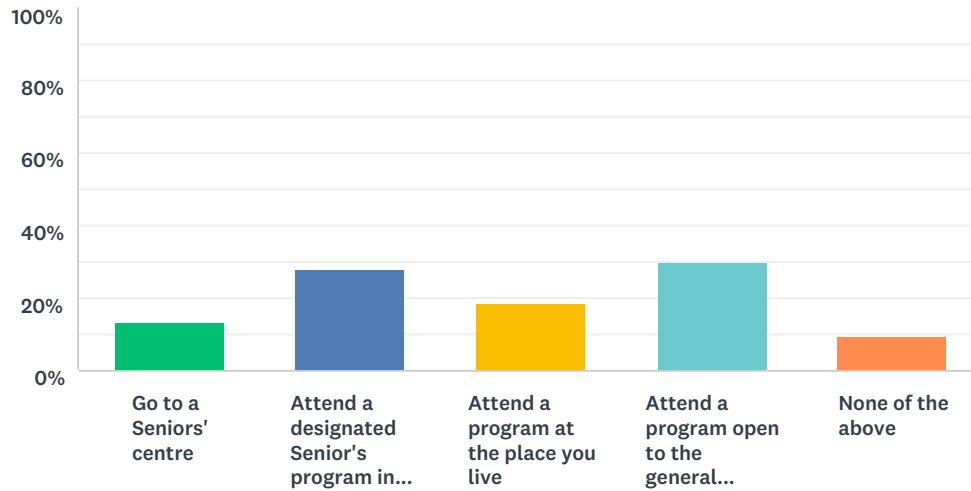
Answered: 128 Skipped: 9



	STRONGLY AGREE	SOMEWHAT AGREE	SOMEWHAT DISAGREE	STRONGLY DISAGREE	(NO LABEL)	TOTAL	WEIGHTED AVERAGE
(no label)	33.59% 43	48.44% 62	17.19% 22	0.78% 1	0.00% 0	128	1.85

Q9 What is your preference for "formal" leisure activities? (Please check 1 only).

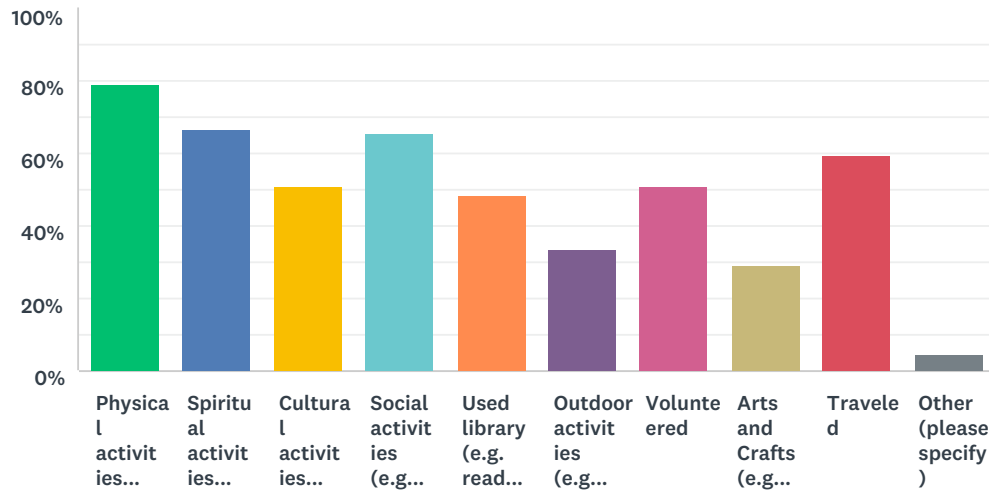
Answered: 124 Skipped: 13



ANSWER CHOICES	RESPONSES	
Go to a Seniors' centre	13.71%	17
Attend a designated Senior's program in a Community Facility	28.23%	35
Attend a program at the place you live	18.55%	23
Attend a program open to the general public	29.84%	37
None of the above	9.68%	12
TOTAL		124

Q10 What Activities have you done in the last year? (Check all that apply)

Answered: 128 Skipped: 9

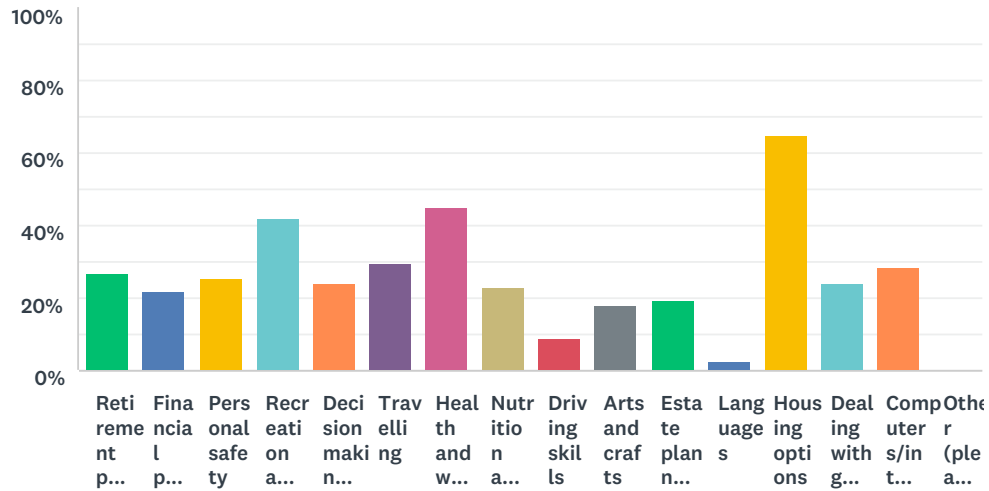


ANSWER CHOICES	RESPONSES
Physical activities (e.g. played a sport, walked)	78.91% 101
Spiritual activities (e.g. attended a religious service)	66.41% 85
Cultural activities (e.g. attended a museum or play)	50.78% 65
Social activities (e.g. danced, played cards, pot luck)	65.63% 84
Used library (e.g. read, computer, workshop)	48.44% 62
Outdoor activities (e.g. camped, hiked)	33.59% 43
Volunteered	50.78% 65
Arts and Crafts (e.g. Painted, Scrapbook, Woodwork)	28.91% 37
Traveled	59.38% 76
Other (please specify)	4.69% 6
Total Respondents: 128	

#	OTHER (PLEASE SPECIFY)	DATE
1	cycling	12/19/2018 7:23 PM
2	boating and fishing	12/19/2018 7:11 PM
3	golf curl bowl	12/7/2018 3:03 PM
4	curling	12/7/2018 2:17 PM
5	car shows	12/7/2018 1:39 PM
6	day out program, karaoke	12/5/2018 4:48 PM

Q11 What would you like to learn more about? (Please check all that apply).

Answered: 122 Skipped: 15

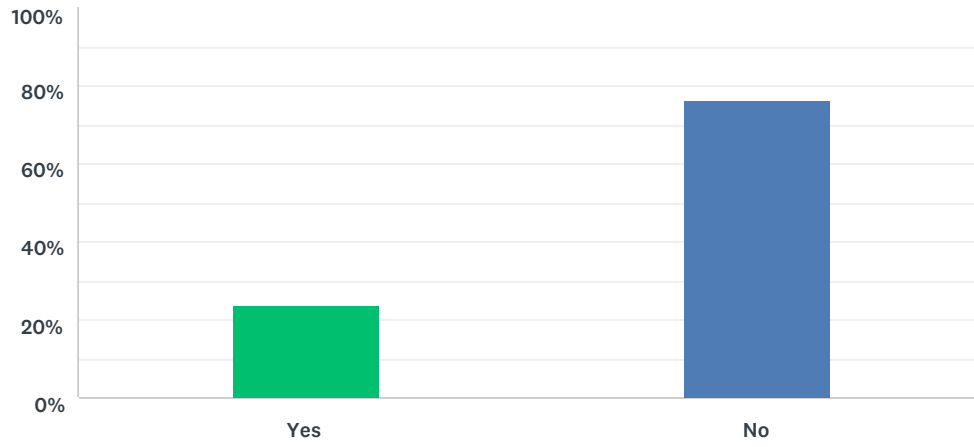


ANSWER CHOICES	RESPONSES
Retirement planning	27.05% 33
Financial planning and budgeting	22.13% 27
Personal safety	25.41% 31
Recreation and leisure	41.80% 51
Decision making when alone	23.77% 29
Travelling	29.51% 36
Health and wellness	45.08% 55
Nutrition and meal planning	22.95% 28
Driving skills	9.02% 11
Arts and crafts	18.03% 22
Estate planning and wills	19.67% 24
Languages	2.46% 3
Housing options	64.75% 79
Dealing with government document	23.77% 29
Computers/internet	28.69% 35
Other (please specify)	0.00% 0
Total Respondents: 122	

#	OTHER (PLEASE SPECIFY)	DATE
	There are no responses.	

Q12 Has cost prevented you from participating in recreation/leisure activities?

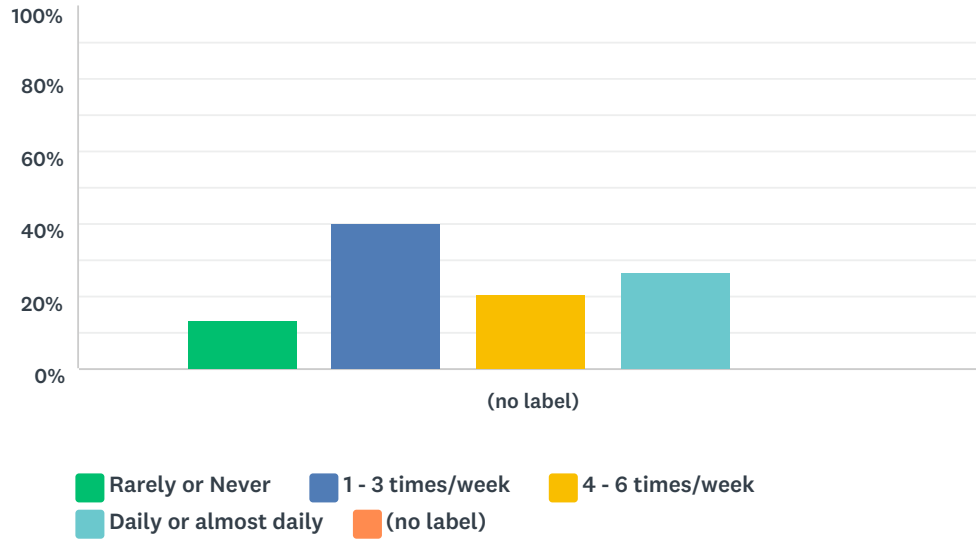
Answered: 127 Skipped: 10



ANSWER CHOICES	RESPONSES	
Yes	23.62%	30
No	76.38%	97
TOTAL		127

Q13 Mild activity (e.g. slow walking, bowling)

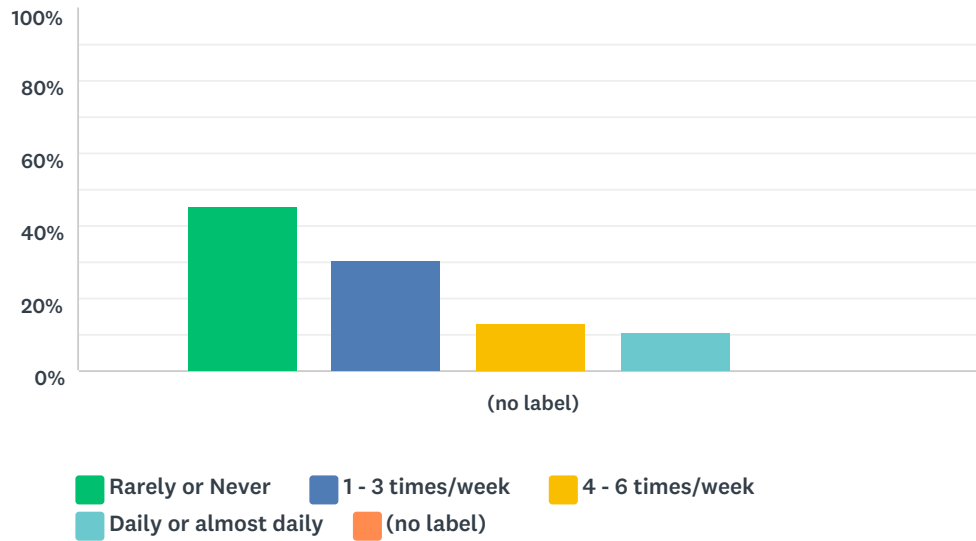
Answered: 128 Skipped: 9



	RARELY OR NEVER	1 - 3 TIMES/WEEK	4 - 6 TIMES/WEEK	DAILY OR ALMOST DAILY	(NO LABEL)	TOTAL	WEIGHTED AVERAGE
(no label)	13.28%	39.84%	20.31%	26.56%	0.00%	128	2.60
	17	51	26	34	0		

Q14 Moderate activity (e.g. brisk walking, bicycling)

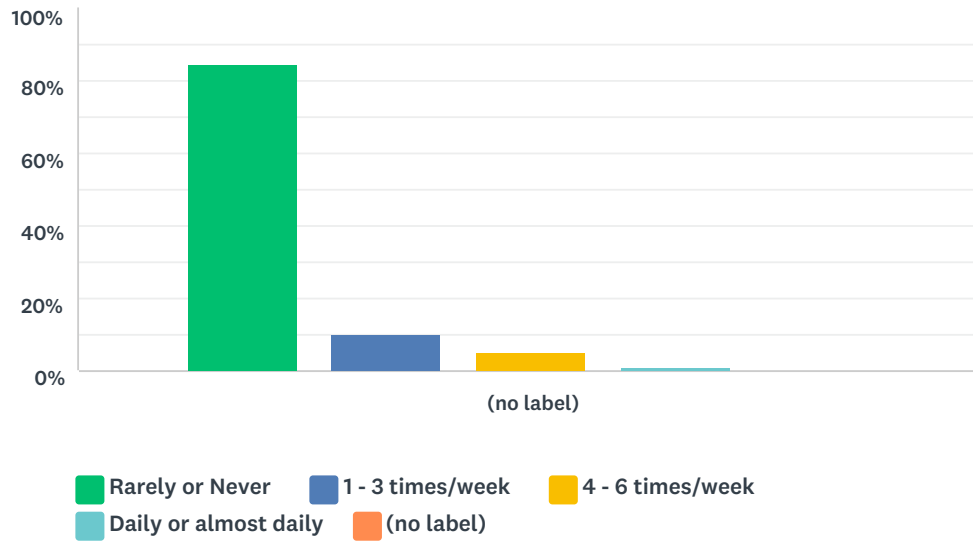
Answered: 121 Skipped: 16



	RARELY OR NEVER	1 - 3 TIMES/WEEK	4 - 6 TIMES/WEEK	DAILY OR ALMOST DAILY	(NO LABEL)	TOTAL	WEIGHTED AVERAGE
(no label)	45.45%	30.58%	13.22%	10.74%	0.00%	121	1.89
	55	37	16	13	0		

Q15 Vigorous activity (e.g. jogging, aerobic dancing)

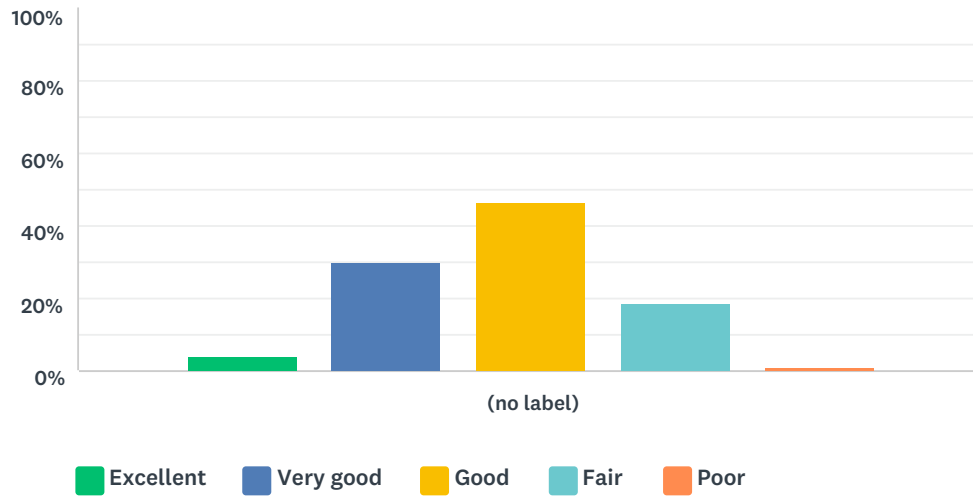
Answered: 121 Skipped: 16



	RARELY OR NEVER	1 - 3 TIMES/WEEK	4 - 6 TIMES/WEEK	DAILY OR ALMOST DAILY	(NO LABEL)	TOTAL	WEIGHTED AVERAGE
(no label)	84.30% 102	9.92% 12	4.96% 6	0.83% 1	0.00% 0	121	1.22

Q16 In general, how would you rate your overall physical health?

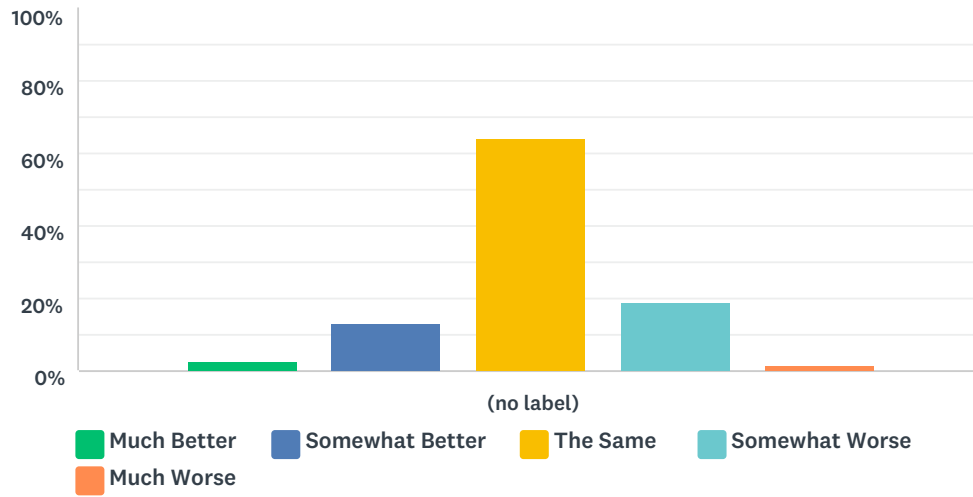
Answered: 129 Skipped: 8



	EXCELLENT	VERY GOOD	GOOD	FAIR	POOR	TOTAL	WEIGHTED AVERAGE
(no label)	3.88%	30.23%	46.51%	18.60%	0.78%	129	2.82
	5	39	60	24	1		

Q17 Compared to a year ago, would you say your physical health is:

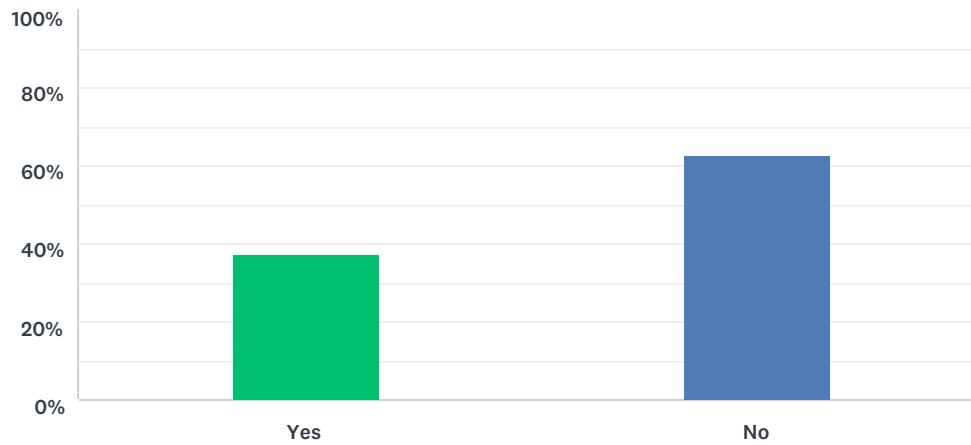
Answered: 131 Skipped: 6



	MUCH BETTER	SOMEWHAT BETTER	THE SAME	SOMEWHAT WORSE	MUCH WORSE	TOTAL	WEIGHTED AVERAGE
(no label)	2.29% 3	12.98% 17	64.12% 84	19.08% 25	1.53% 2	131	3.05

Q18 Do you have one or more long-term medical conditions that limit your daily activities?

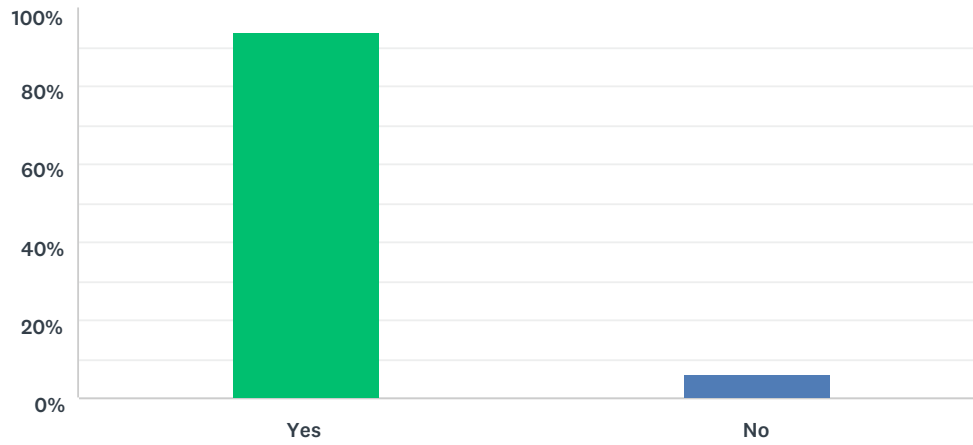
Answered: 127 Skipped: 10



ANSWER CHOICES	RESPONSES	
Yes	37.01%	47
No	62.99%	80
TOTAL		127

Q19 Do you plan to live in the Elmvale Area throughout your Retirement

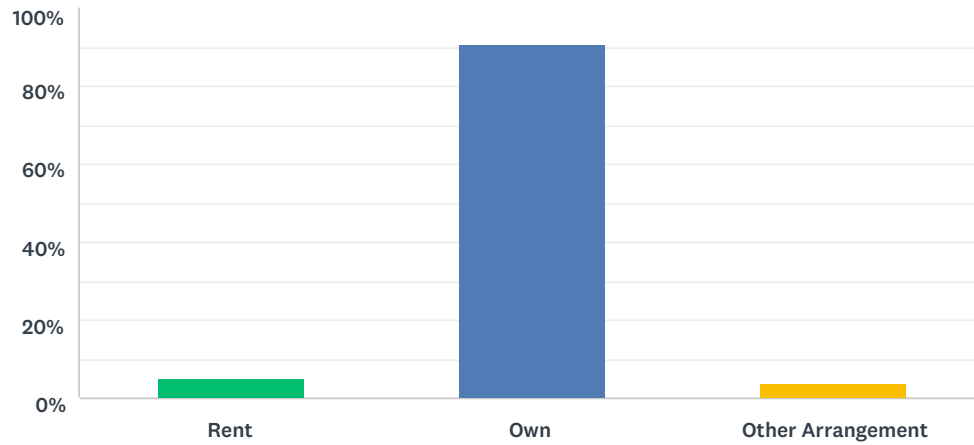
Answered: 128 Skipped: 9



ANSWER CHOICES	RESPONSES	
Yes	93.75%	120
No	6.25%	8
TOTAL		128

Q20 Do you currently rent or own your own home?

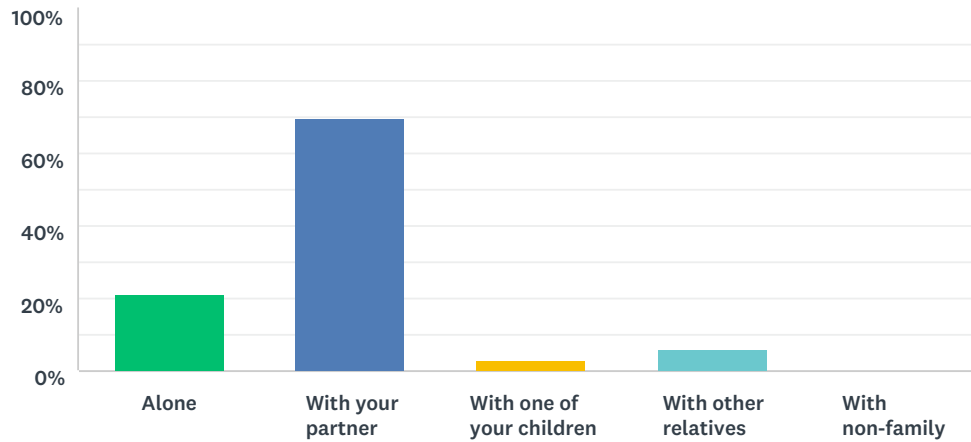
Answered: 131 Skipped: 6



ANSWER CHOICES	RESPONSES	
Rent	5.34%	7
Own	90.84%	119
Other Arrangement	3.82%	5
TOTAL		131

Q21 What best describes your current living arrangement?

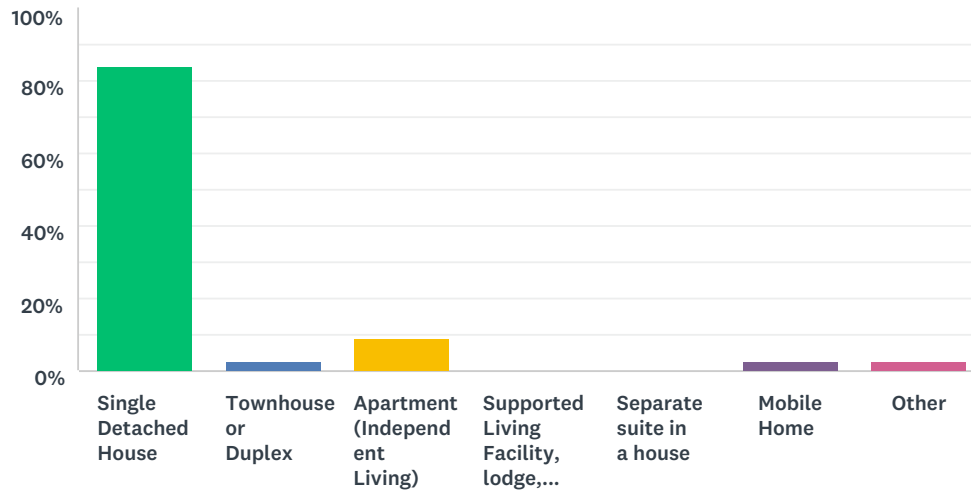
Answered: 132 Skipped: 5



ANSWER CHOICES	RESPONSES	
Alone	21.21%	28
With your partner	69.70%	92
With one of your children	3.03%	4
With other relatives	6.06%	8
With non-family	0.00%	0
TOTAL		132

Q22 Please choose the best description of your current home

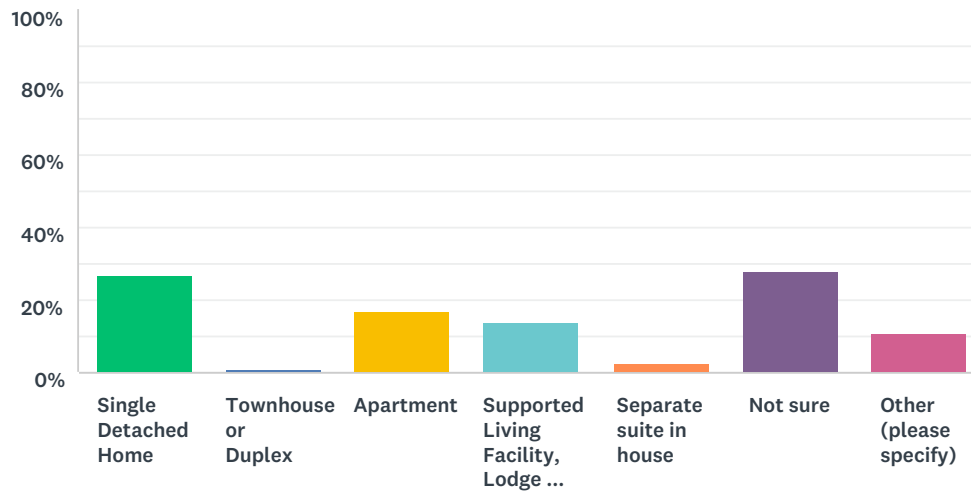
Answered: 131 Skipped: 6



ANSWER CHOICES	RESPONSES	
Single Detached House	83.97%	110
Townhouse or Duplex	2.29%	3
Apartment (Independent Living)	9.16%	12
Supported Living Facility, lodge, Nursing Home	0.00%	0
Separate suite in a house	0.00%	0
Mobile Home	2.29%	3
Other	2.29%	3
TOTAL		131

Q23 Taking into account your future health, finances, and lifestyle, what type of housing do you anticipate living in 10 years from now?

Answered: 129 Skipped: 8



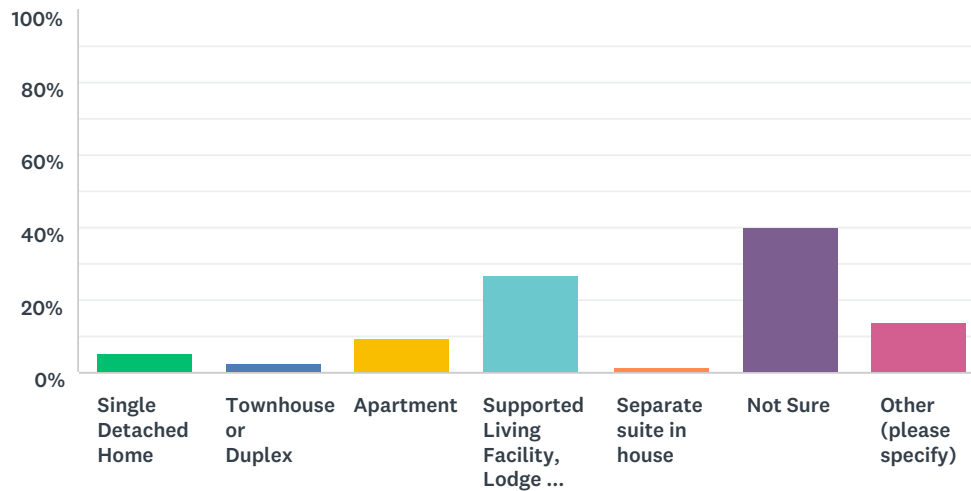
ANSWER CHOICES	RESPONSES
Single Detached Home	27.13% 35
Townhouse or Duplex	0.78% 1
Apartment	17.05% 22
Supported Living Facility, Lodge or Nursing home	13.95% 18
Separate suite in house	2.33% 3
Not sure	27.91% 36
Other (please specify)	10.85% 14
TOTAL	129

#	OTHER (PLEASE SPECIFY)	DATE
1	Will depend on what I can afford	12/14/2018 6:15 PM
2	If we knew what was ahead for us, we could answer. We can only hope that we will be fit and enjoying life until we are at least 90, then die in our sleep.	12/14/2018 4:15 PM
3	condo life lease where support is there if needed	12/13/2018 4:33 PM
4	seniors housing	12/9/2018 5:29 PM
5	maybe some type of retirement home	12/9/2018 5:23 PM
6	heaven	12/9/2018 5:11 PM
7	heaven	12/9/2018 5:04 PM
8	depending on health	12/9/2018 4:20 PM
9	not sure	12/7/2018 4:52 PM
10	adult community	12/7/2018 1:33 PM
11	assisted living if health has failed.	12/7/2018 1:22 PM

12	have been looking for ground floor living arrangements to live on my own in Elmvale but nothing has been available so been having to live with family.	12/5/2018 4:53 PM
13	will be 100 years old in 10 years	12/3/2018 6:42 PM
14	Townhouse or Apartment depending on availability	12/3/2018 9:23 AM

Q24 Taking into account your future health, finances, and lifestyle, what type of housing do you anticipate living in 20 years from now?

Answered: 127 Skipped: 10



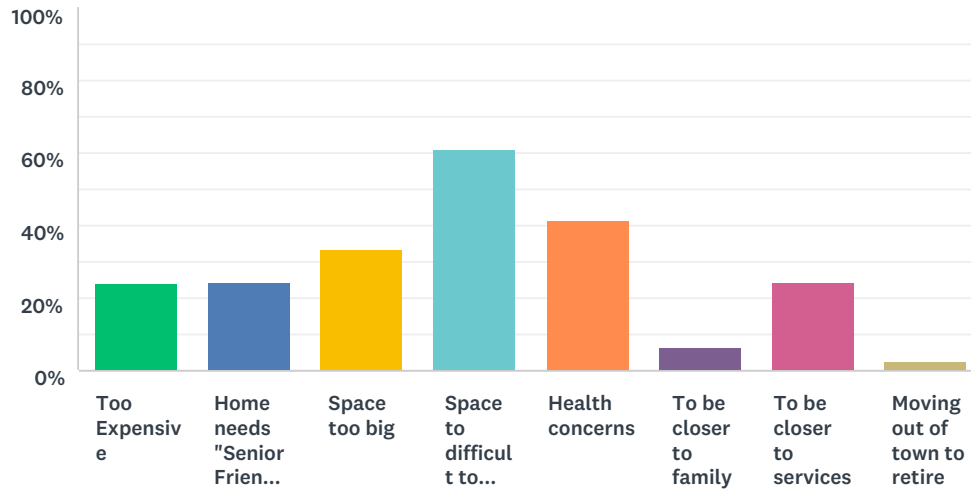
ANSWER CHOICES	RESPONSES
Single Detached Home	5.51% 7
Townhouse or Duplex	2.36% 3
Apartment	9.45% 12
Supported Living Facility, Lodge or Nursing home	26.77% 34
Separate suite in house	1.57% 2
Not Sure	40.16% 51
Other (please specify)	14.17% 18
TOTAL	127

#	OTHER (PLEASE SPECIFY)	DATE
1	deceased	12/19/2018 5:57 PM
2	Six feet under	12/15/2018 3:01 PM
3	Probably dead	12/15/2018 1:42 PM
4	Too far away to know	12/14/2018 6:15 PM
5	Am currently 95	12/12/2018 12:11 PM
6	too old to be living	12/9/2018 5:11 PM
7	wont be living in 20 years	12/9/2018 5:04 PM
8	heaven	12/9/2018 4:56 PM
9	i will be 99 yrs old	12/9/2018 4:48 PM
10	should be in my heavenly abode	12/8/2018 2:02 PM
11	I wont be alive 20 yrs from now	12/8/2018 1:23 PM
12	Im not sure Ill still be alive in 20 years	12/8/2018 1:14 PM

13	not living	12/8/2018 11:30 AM
14	i wont live that long	12/7/2018 3:05 PM
15	adult community	12/7/2018 1:33 PM
16	the ground	12/5/2018 4:53 PM
17	currently 90 years old...Therefore St Patrick's cemetery	12/3/2018 6:42 PM
18	Depends upon health and if alone at time	12/3/2018 9:23 AM

Q25 What are some of the reasons you may consider moving from your current home? Please check all that apply.

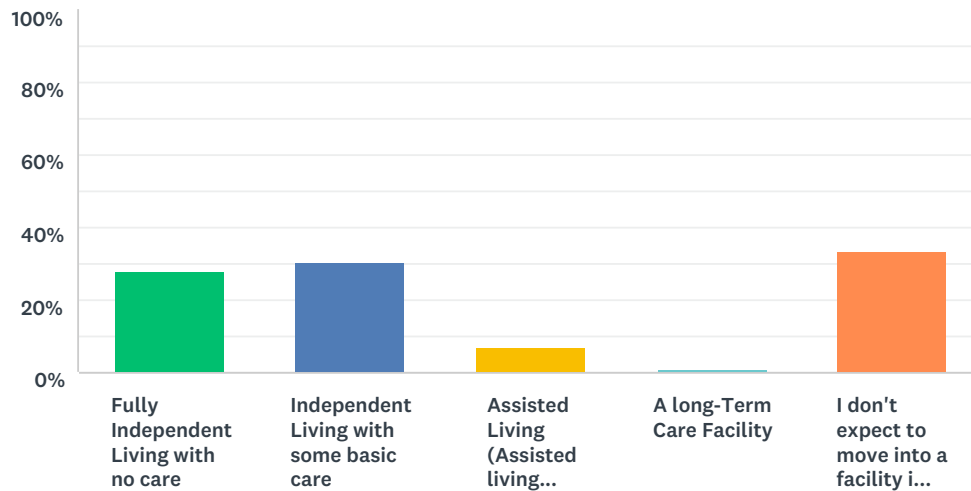
Answered: 126 Skipped: 11



ANSWER CHOICES	RESPONSES
Too Expensive	23.81% 30
Home needs "Senior Friendly" modifications	24.60% 31
Space too big	33.33% 42
Space to difficult to maintain	61.11% 77
Health concerns	41.27% 52
To be closer to family	6.35% 8
To be closer to services	24.60% 31
Moving out of town to retire	2.38% 3
Total Respondents: 126	

Q26 Considering your current Health status and if a facility were available within the next 3 to 5 years, what type of facility would you prefer?

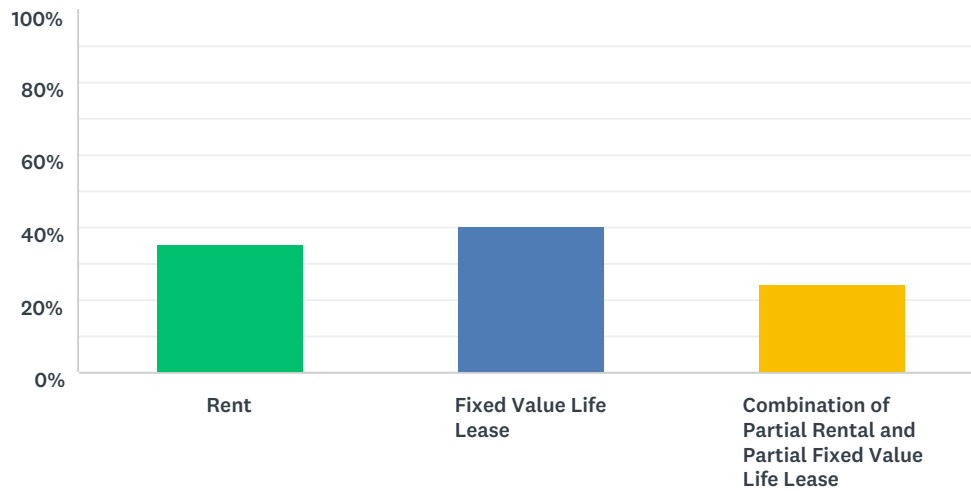
Answered: 128 Skipped: 9



ANSWER CHOICES	RESPONSES
Fully Independent Living with no care	28.13% 36
Independent Living with some basic care	30.47% 39
Assisted Living (Assisted living retirement homes may include the administration or supervision of medication, or select personal care services by trained staff, as well as full dining services. However, assisted living residences do not provide the level of continuous skilled medical care found in nursing homes)	7.03% 9
A long-Term Care Facility	0.78% 1
I don't expect to move into a facility in two years	33.59% 43
TOTAL	128

Q27 If you anticipate moving to a Seniors Friendly Facility, what form of tenure would you prefer?

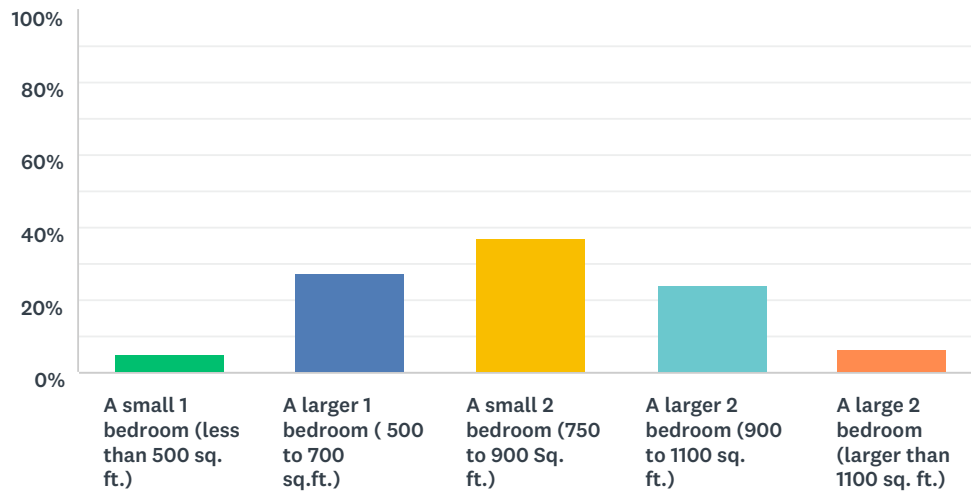
Answered: 119 Skipped: 18



ANSWER CHOICES	RESPONSES	
Rent	35.29%	42
Fixed Value Life Lease	40.34%	48
Combination of Partial Rental and Partial Fixed Value Life Lease	24.37%	29
TOTAL		119

Q28 If you anticipate moving to a Seniors Friendly facility would you prefer:

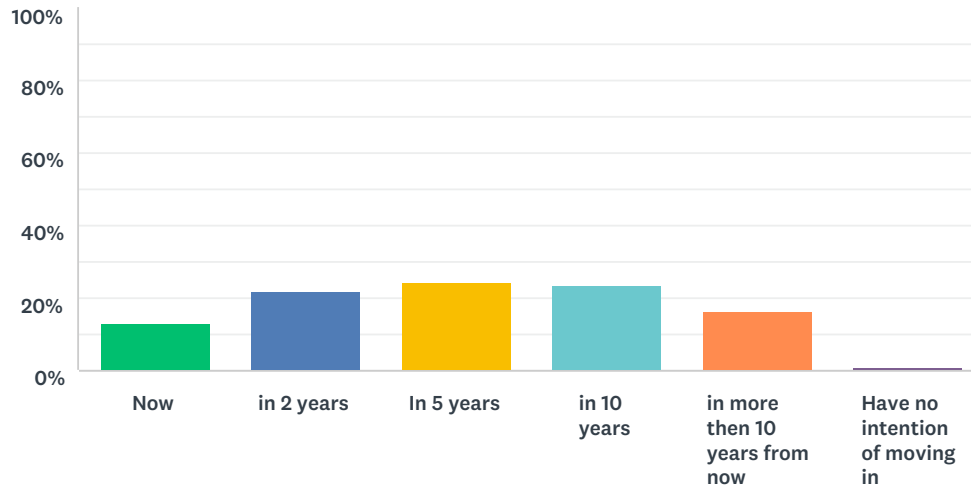
Answered: 124 Skipped: 13



ANSWER CHOICES	RESPONSES	
A small 1 bedroom (less than 500 sq. ft.)	4.84%	6
A larger 1 bedroom (500 to 700 sq.ft.)	27.42%	34
A small 2 bedroom (750 to 900 Sq. ft.)	37.10%	46
A larger 2 bedroom (900 to 1100 sq. ft.)	24.19%	30
A large 2 bedroom (larger than 1100 sq. ft.)	6.45%	8
TOTAL		124

Q29 If there was a Seniors Residence in Elmvale today, with many satisfied residents, would you consider joining them?

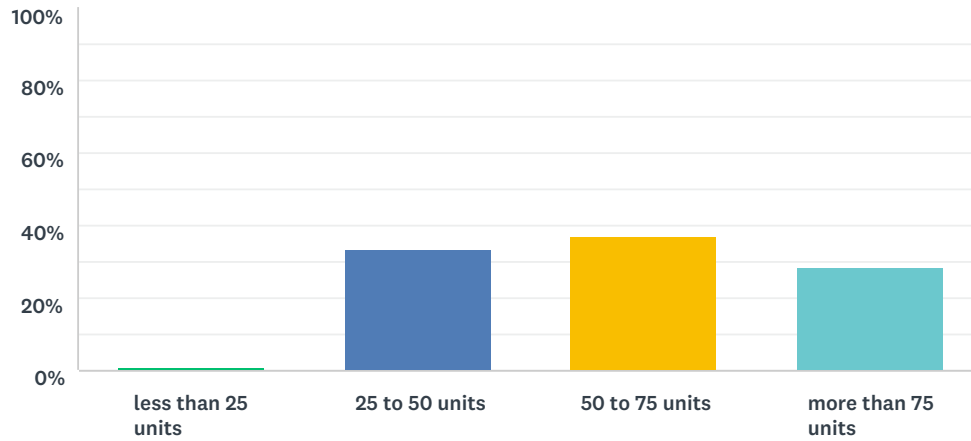
Answered: 123 Skipped: 14



ANSWER CHOICES	RESPONSES	
Now	13.01%	16
in 2 years	21.95%	27
In 5 years	24.39%	30
in 10 years	23.58%	29
in more then 10 years from now	16.26%	20
Have no intention of moving in	0.81%	1
TOTAL		123

Q30 From your knowledge of the Elmvale Area, how many Seniors residential units do you think are needed?

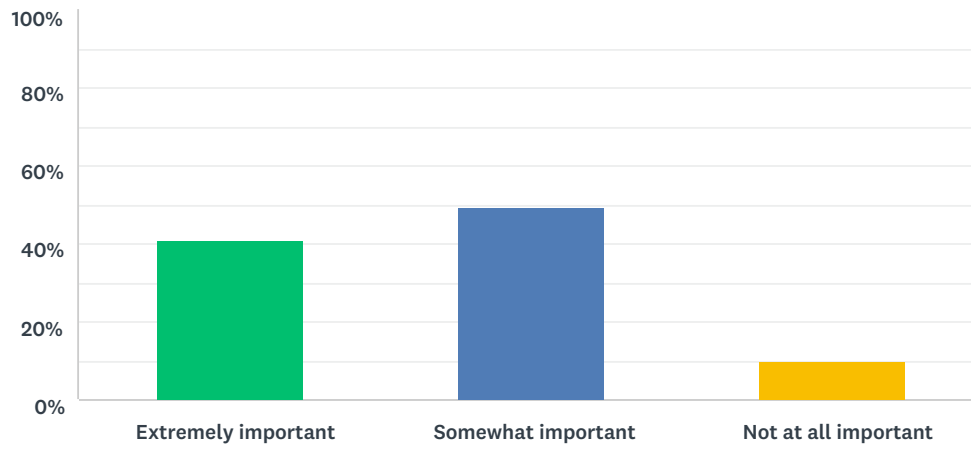
Answered: 122 Skipped: 15



ANSWER CHOICES	RESPONSES	
less than 25 units	0.82%	1
25 to 50 units	33.61%	41
50 to 75 units	36.89%	45
more than 75 units	28.69%	35
TOTAL		122

Q31 How important is it to you to live close to the Downtown area (Main street, library, restaurants, etc)

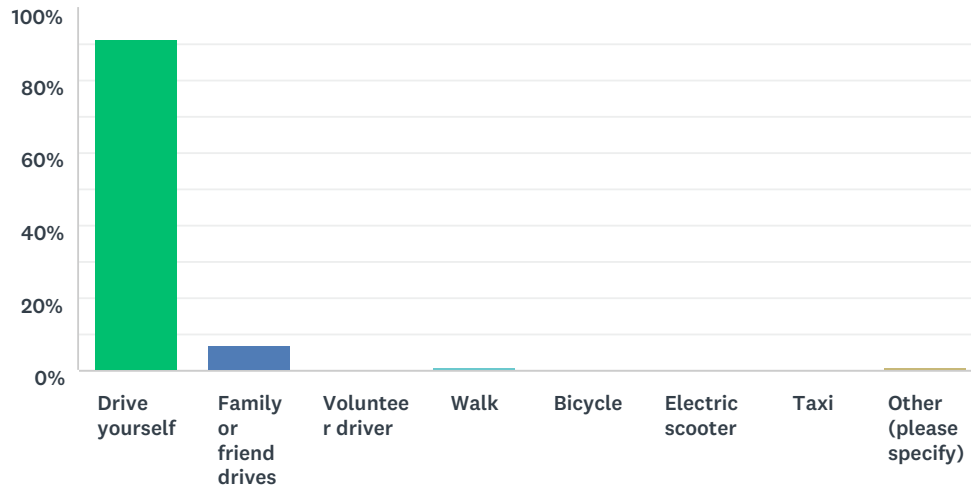
Answered: 124 Skipped: 13



ANSWER CHOICES		RESPONSES	
Extremely important		41.13%	51
Somewhat important		49.19%	61
Not at all important		9.68%	12
TOTAL			124

Q32 What type of transportation do you use most often? Please select only one answer.

Answered: 132 Skipped: 5

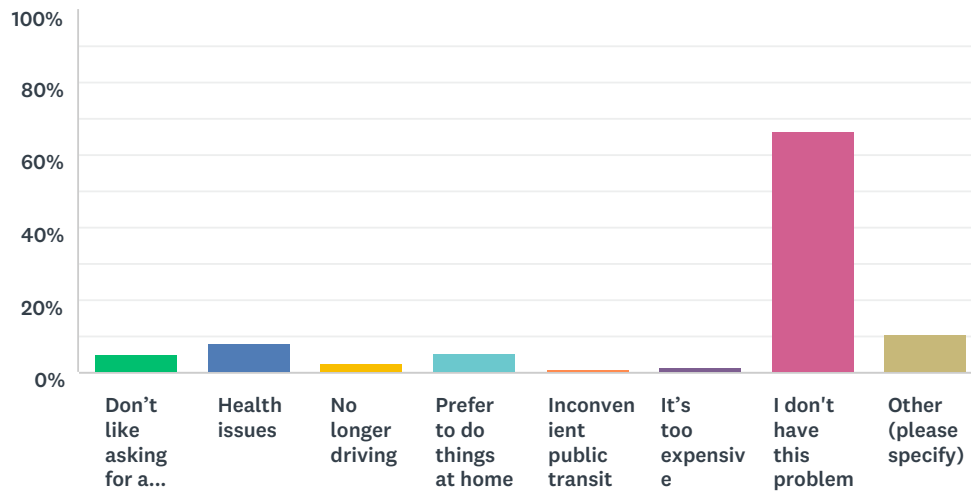


ANSWER CHOICES	RESPONSES
Drive yourself	91.67% 121
Family or friend drives	6.82% 9
Volunteer driver	0.00% 0
Walk	0.76% 1
Bicycle	0.00% 0
Electric scooter	0.00% 0
Taxi	0.00% 0
Other (please specify)	0.76% 1
TOTAL	132

#	OTHER (PLEASE SPECIFY)	DATE
1	drive myself and/or am driven depending on where am going	12/5/2018 4:55 PM

Q33 When you do not get out, what is the main reason? Please select only one answer.

Answered: 126 Skipped: 11



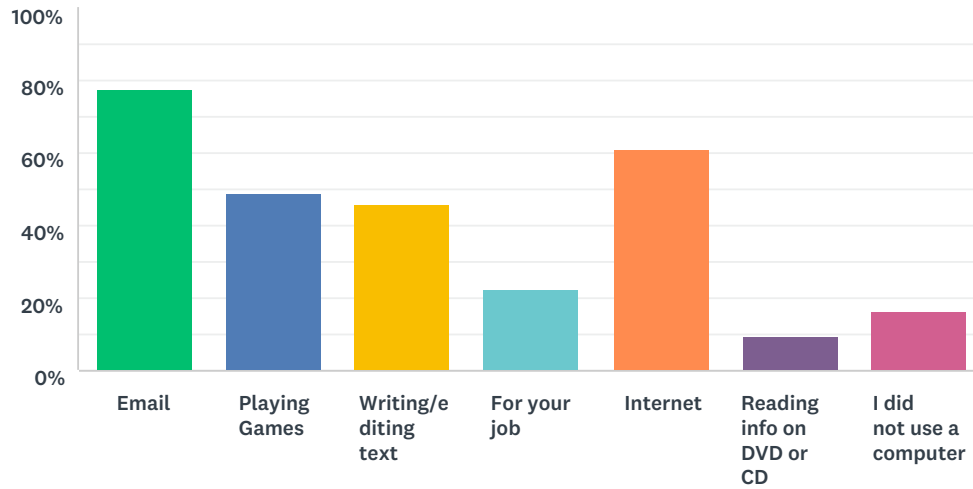
ANSWER CHOICES	RESPONSES	
Don't like asking for a ride	4.76%	6
Health issues	7.94%	10
No longer driving	2.38%	3
Prefer to do things at home	5.56%	7
Inconvenient public transit	0.79%	1
It's too expensive	1.59%	2
I don't have this problem	66.67%	84
Other (please specify)	10.32%	13
TOTAL		126

#	OTHER (PLEASE SPECIFY)	DATE
1	car breakdown	12/19/2018 7:49 PM
2	storm winter	12/19/2018 7:35 PM
3	bad weather excess rain or snow	12/19/2018 7:06 PM
4	weather	12/19/2018 6:11 PM
5	weather	12/19/2018 5:57 PM
6	weather	12/9/2018 4:28 PM
7	weather-if I cant see beyond my property i stay home	12/8/2018 12:40 PM
8	weather	12/7/2018 4:35 PM
9	thus far.....as long as we can drive....were okay	12/7/2018 2:21 PM
10	weather	12/7/2018 11:30 AM
11	Too tired and don't like going out in winter or bad weather	12/5/2018 4:55 PM

12	don't drive at night	12/5/2018 12:33 PM
13	Social and business	11/21/2018 9:31 AM

Q34 If you have used a computer in the past year, what did you use it for? Please check all that apply.

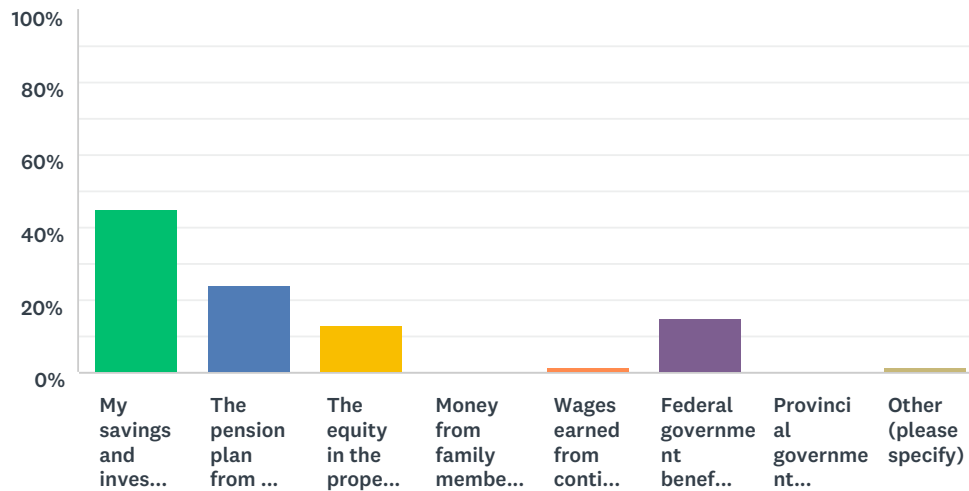
Answered: 128 Skipped: 9



ANSWER CHOICES	RESPONSES	
Email	77.34%	99
Playing Games	49.22%	63
Writing/editing text	46.09%	59
For your job	22.66%	29
Internet	60.94%	78
Reading info on DVD or CD	9.38%	12
I did not use a computer	16.41%	21
Total Respondents: 128		

Q35 What single financial source will provide the primary funding for your senior years (65+)?

Answered: 125 Skipped: 12

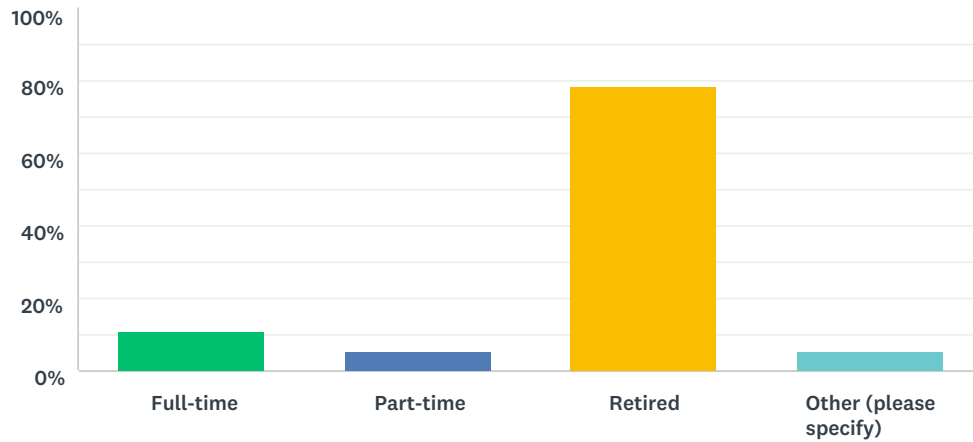


ANSWER CHOICES	RESPONSES	
My savings and investments (e.g. RRSPs, T-bills, stocks/bonds, etc)	44.80%	56
The pension plan from my employer or workplace	24.00%	30
The equity in the property I own	12.80%	16
Money from family members, relatives, etc.	0.00%	0
Wages earned from continuing to work	1.60%	2
Federal government benefits (e.g. Canada Pension Plan, OAS, Guaranteed Income Supplement)	15.20%	19
Provincial government financial assistance programs	0.00%	0
Other (please specify)	1.60%	2
TOTAL		125

#	OTHER (PLEASE SPECIFY)	DATE
1	income from various sources somewhat equal amounts	12/8/2018 11:39 AM
2	cpp/old age and alimony	12/5/2018 4:58 PM

Q36 Are you currently employed ?

Answered: 129 Skipped: 8

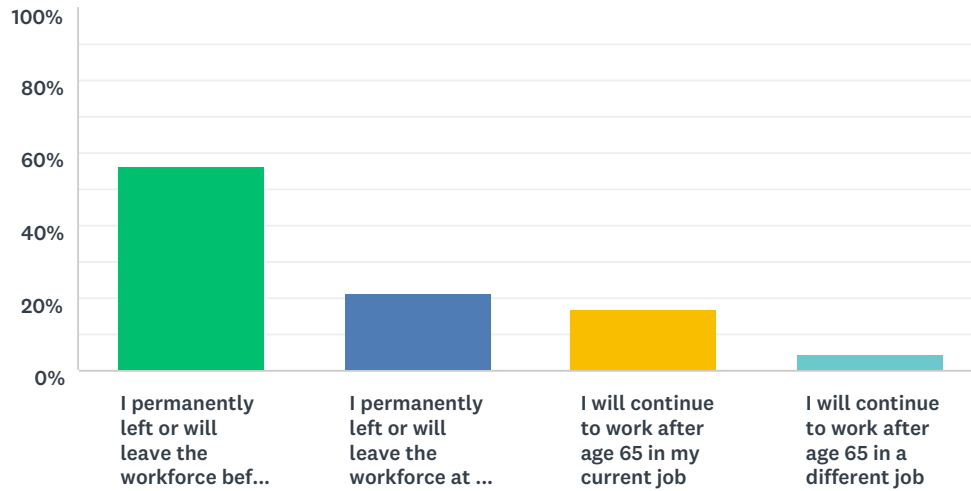


ANSWER CHOICES	RESPONSES	
Full-time	10.85%	14
Part-time	5.43%	7
Retired	78.29%	101
Other (please specify)	5.43%	7
TOTAL		129

#	OTHER (PLEASE SPECIFY)	DATE
1	farm	12/19/2018 7:50 PM
2	family farm never really retired	12/19/2018 7:43 PM
3	no but vigorously looking	12/19/2018 7:26 PM
4	self part time	12/14/2018 4:17 PM
5	housewife	12/9/2018 5:30 PM
6	90 yes old	12/3/2018 6:45 PM
7	Currently waiting for a response on an office assistant position in my town	12/3/2018 2:06 PM

Q37 Which of the following best describes your work and retirement plan?

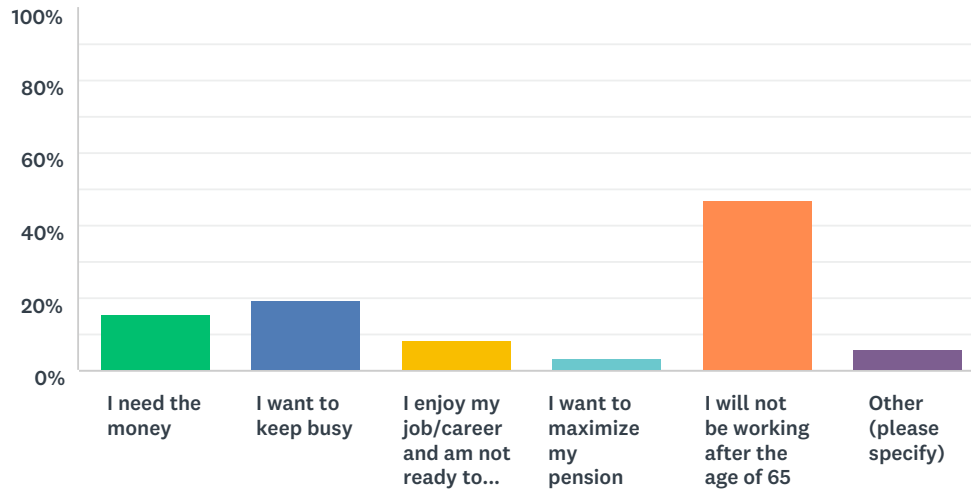
Answered: 106 Skipped: 31



ANSWER CHOICES	RESPONSES	
I permanently left or will leave the workforce before age 65	56.60%	60
I permanently left or will leave the workforce at age 65	21.70%	23
I will continue to work after age 65 in my current job	16.98%	18
I will continue to work after age 65 in a different job	4.72%	5
TOTAL		106

Q38 If you are over 65 and working, or plan to work after age 65, what is/would be the primary reason? Please select only one answer.

Answered: 83 Skipped: 54

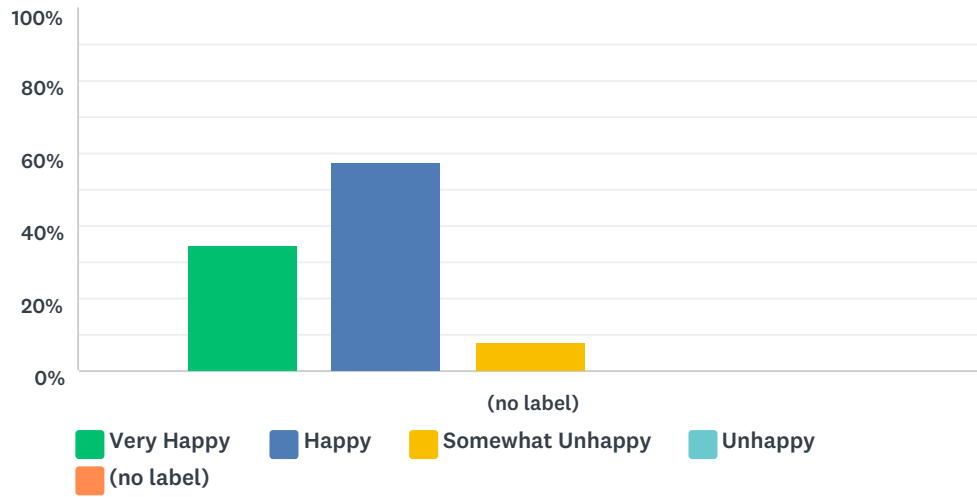


ANSWER CHOICES	RESPONSES
I need the money	15.66% 13
I want to keep busy	19.28% 16
I enjoy my job/career and am not ready to leave it	8.43% 7
I want to maximize my pension	3.61% 3
I will not be working after the age of 65	46.99% 39
Other (please specify)	6.02% 5
TOTAL	83

#	OTHER (PLEASE SPECIFY)	DATE
1	Already retired	12/13/2018 4:33 PM
2	retired now	12/9/2018 5:18 PM
3	now 82 do not work	12/9/2018 5:12 PM
4	now 85 is too old	12/9/2018 5:05 PM
5	retired permanently	12/8/2018 1:56 PM

Q39 How would you describe your overall happiness at this time?

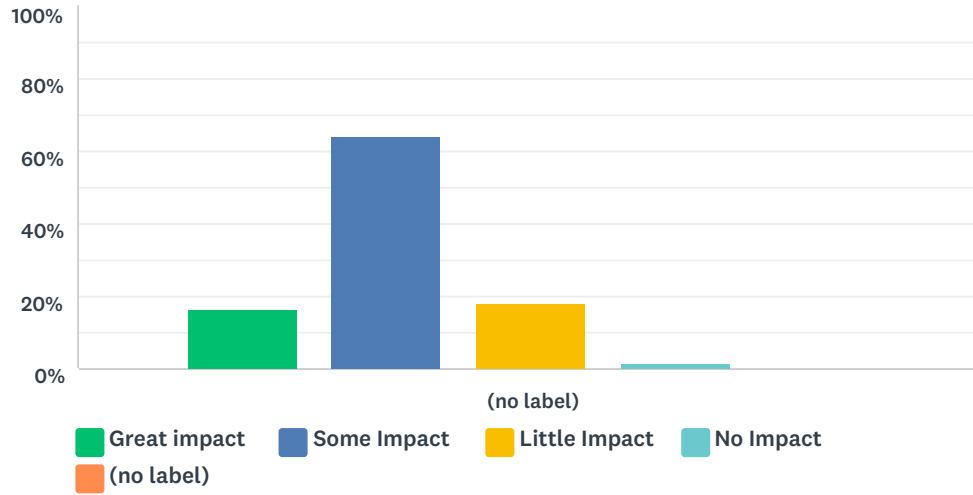
Answered: 127 Skipped: 10



	VERY HAPPY	HAPPY	SOMEWHAT UNHAPPY	UNHAPPY	(NO LABEL)	TOTAL	WEIGHTED AVERAGE
(no label)	34.65%	57.48%	7.87%	0.00%	0.00%		
	44	73	10	0	0	127	1.73

Q40 More opportunities to socialize

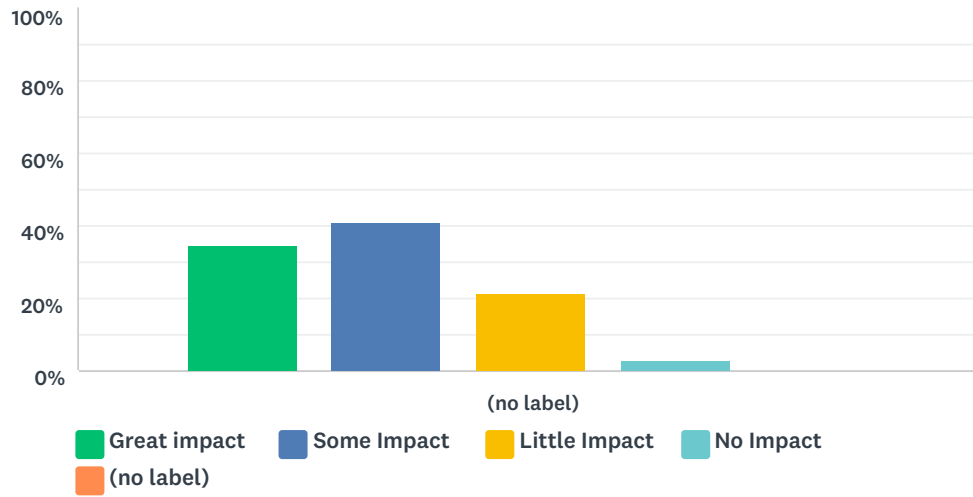
Answered: 128 Skipped: 9



	GREAT IMPACT	SOME IMPACT	LITTLE IMPACT	NO IMPACT	(NO LABEL)	TOTAL	WEIGHTED AVERAGE
(no label)	16.41%	64.06%	17.97%	1.56%	0.00%	128	2.05
	21	82	23	2	0		

Q41 Better health

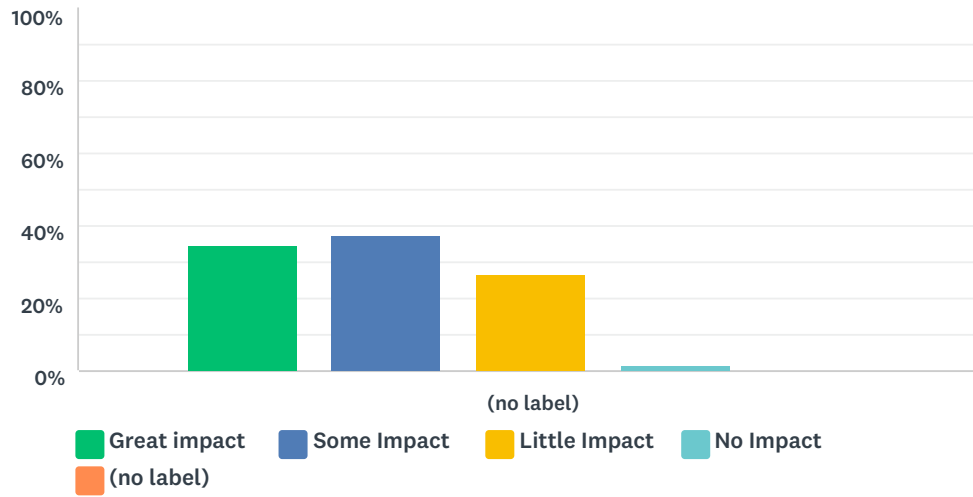
Answered: 127 Skipped: 10



	GREAT IMPACT	SOME IMPACT	LITTLE IMPACT	NO IMPACT	(NO LABEL)	TOTAL	WEIGHTED AVERAGE
(no label)	34.65%	40.94%	21.26%	3.15%	0.00%	127	1.93
	44	52	27	4	0		

Q42 Financial stability

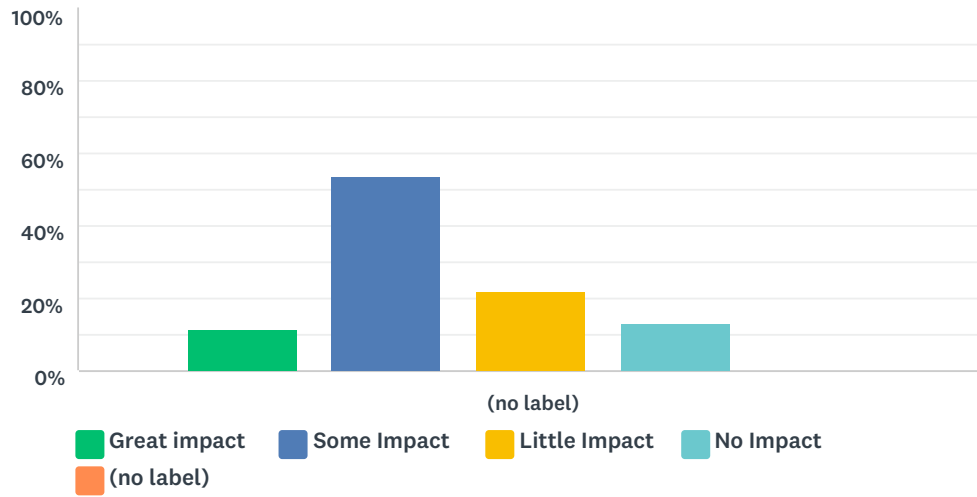
Answered: 125 Skipped: 12



	GREAT IMPACT	SOME IMPACT	LITTLE IMPACT	NO IMPACT	(NO LABEL)	TOTAL	WEIGHTED AVERAGE
(no label)	34.40%	37.60%	26.40%	1.60%	0.00%	125	1.95
	43	47	33	2	0		

Q43 Opportunities to make a difference by volunteering

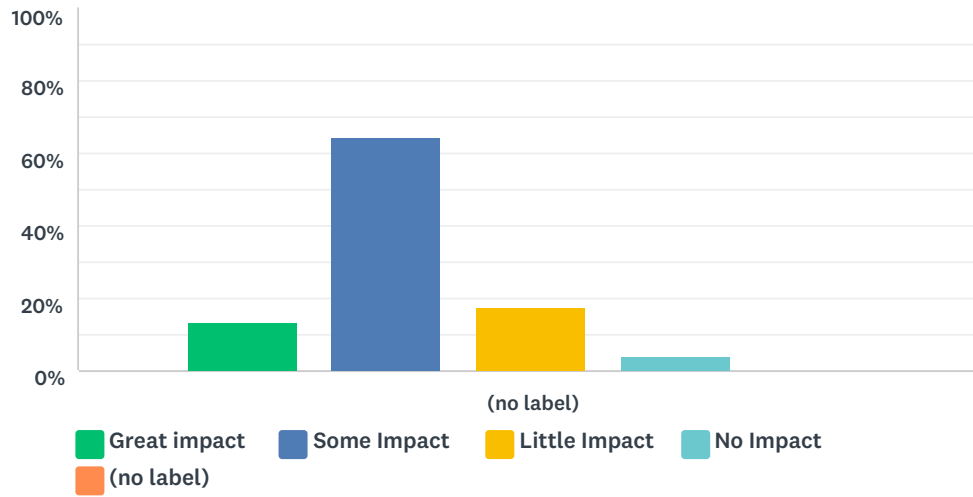
Answered: 122 Skipped: 15



	GREAT IMPACT	SOME IMPACT	LITTLE IMPACT	NO IMPACT	(NO LABEL)	TOTAL	WEIGHTED AVERAGE
(no label)	11.48%	53.28%	22.13%	13.11%	0.00%	122	2.37
	14	65	27	16	0		

Q44 Opportunities to learn new things

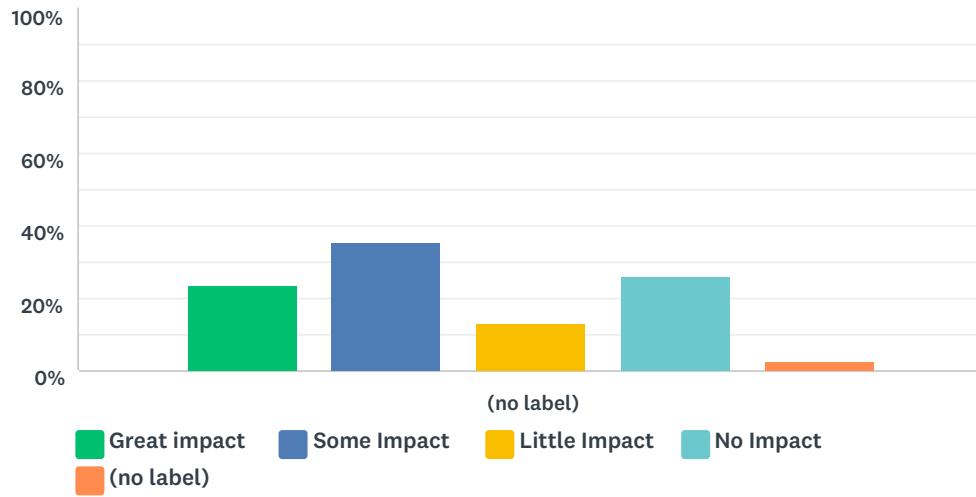
Answered: 124 Skipped: 13



	GREAT IMPACT	SOME IMPACT	LITTLE IMPACT	NO IMPACT	(NO LABEL)	TOTAL	WEIGHTED AVERAGE
(no label)	13.71%	64.52%	17.74%	4.03%	0.00%	124	2.12
	17	80	22	5	0		

Q45 Support for me as I care for another family member

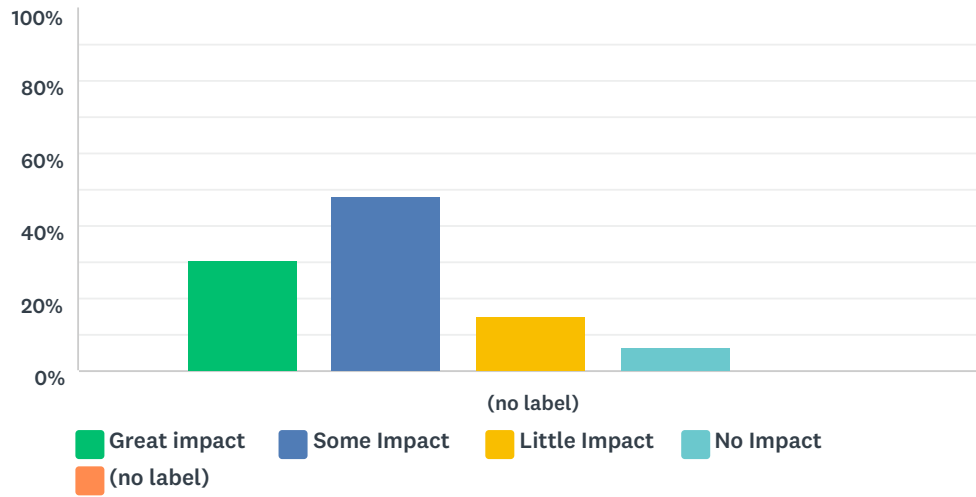
Answered: 116 Skipped: 21



	GREAT IMPACT	SOME IMPACT	LITTLE IMPACT	NO IMPACT	(NO LABEL)	TOTAL	WEIGHTED AVERAGE
(no label)	23.28%	35.34%	12.93%	25.86%	2.59%	116	2.49
	27	41	15	30	3		

Q46 Better access to services and support (e.g. Home Care)

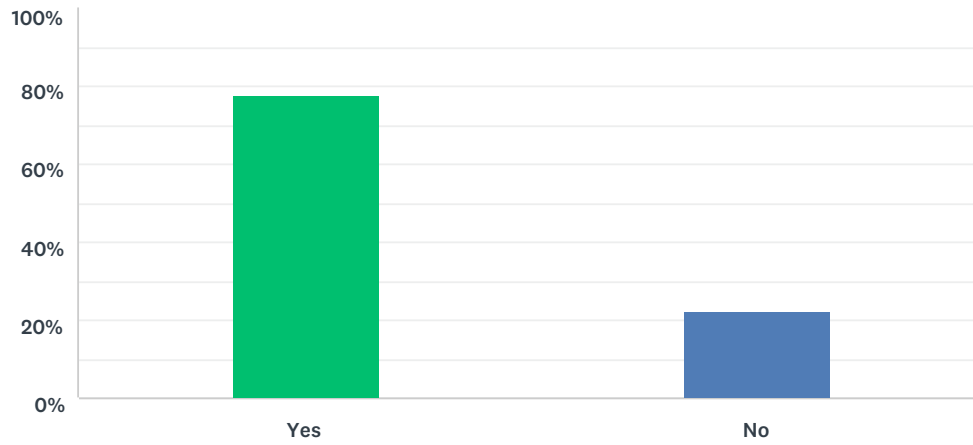
Answered: 119 Skipped: 18



	GREAT IMPACT	SOME IMPACT	LITTLE IMPACT	NO IMPACT	(NO LABEL)	TOTAL	WEIGHTED AVERAGE
(no label)	30.25%	47.90%	15.13%	6.72%	0.00%	119	1.98
	36	57	18	8	0		

Q47 To give a helping hand with things like meals and chores

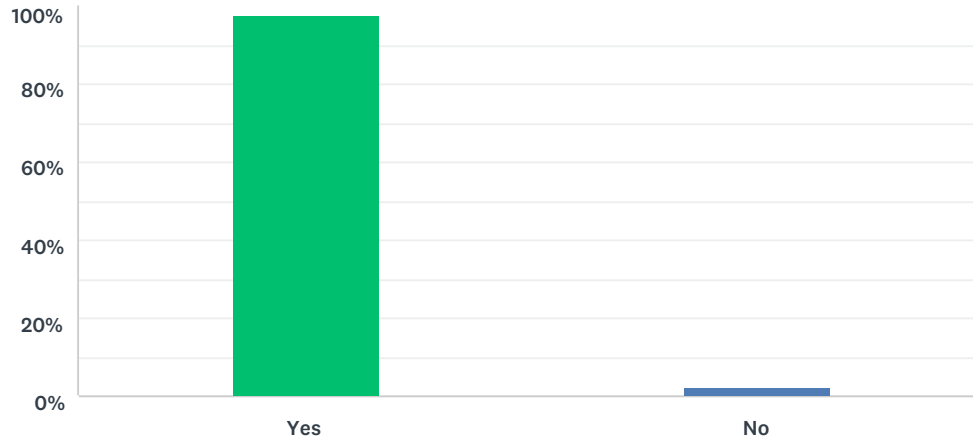
Answered: 131 Skipped: 6



ANSWER CHOICES	RESPONSES	
Yes	77.86%	102
No	22.14%	29
TOTAL		131

Q48 To listen when you need to talk

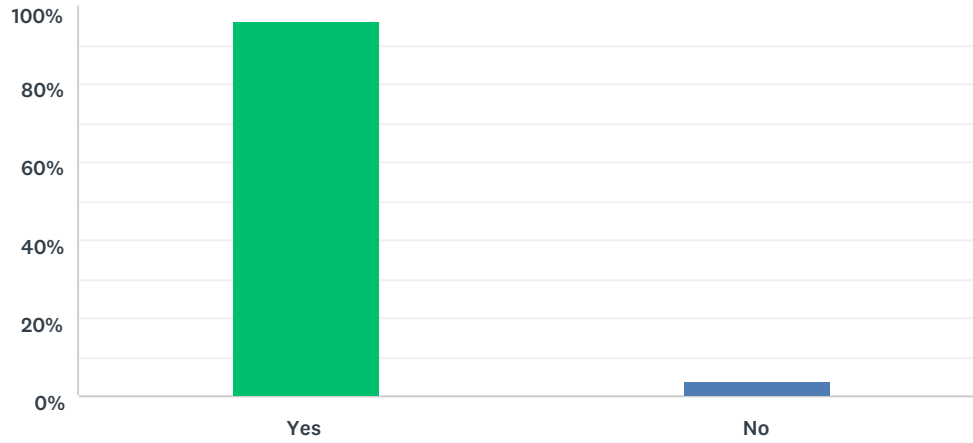
Answered: 131 Skipped: 6



ANSWER CHOICES	RESPONSES	
Yes	97.71%	128
No	2.29%	3
TOTAL		131

Q49 To be loving and supportive

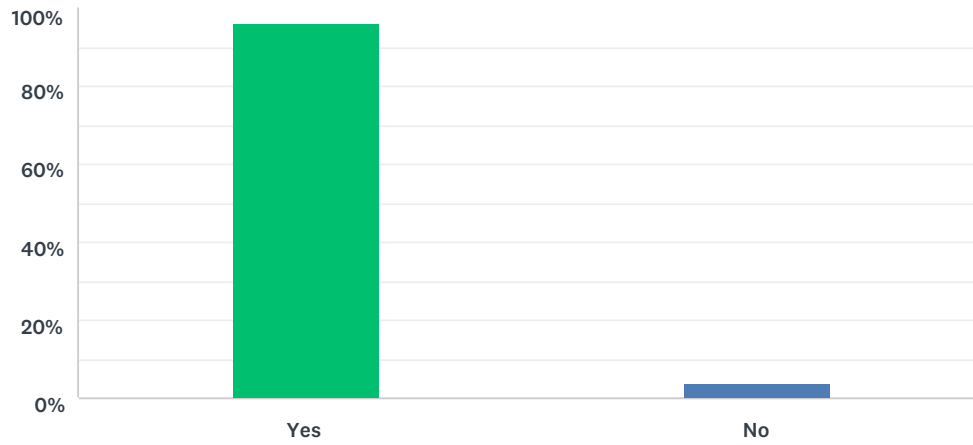
Answered: 131 Skipped: 6



ANSWER CHOICES	RESPONSES	
Yes	96.18%	126
No	3.82%	5
TOTAL		131

Q50 To relax or go out and have fun with

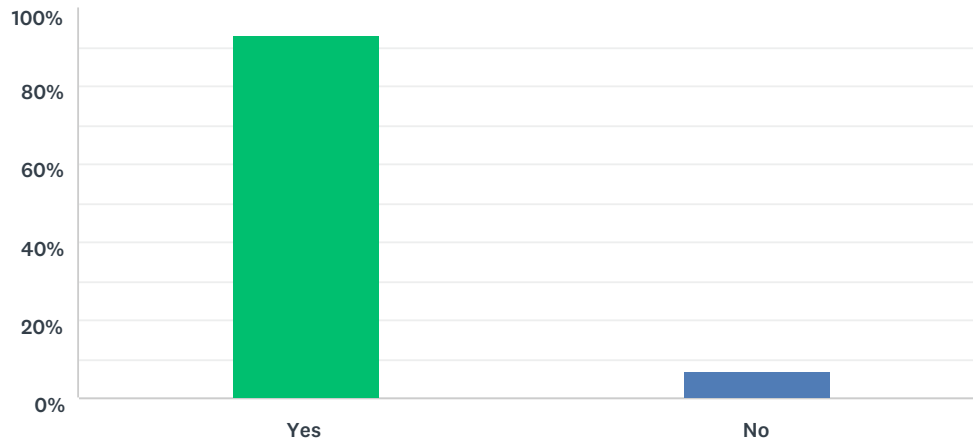
Answered: 129 Skipped: 8



ANSWER CHOICES	RESPONSES	
Yes	96.12%	124
No	3.88%	5
TOTAL		129

Q51 To provide advice or connect you with the right information

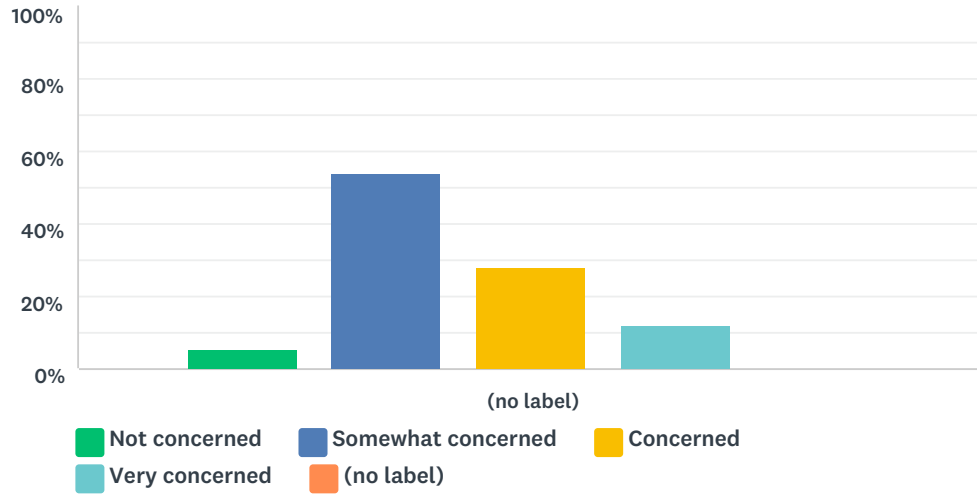
Answered: 128 Skipped: 9



ANSWER CHOICES	RESPONSES	
Yes	92.97%	119
No	7.03%	9
TOTAL		128

Q52 Health

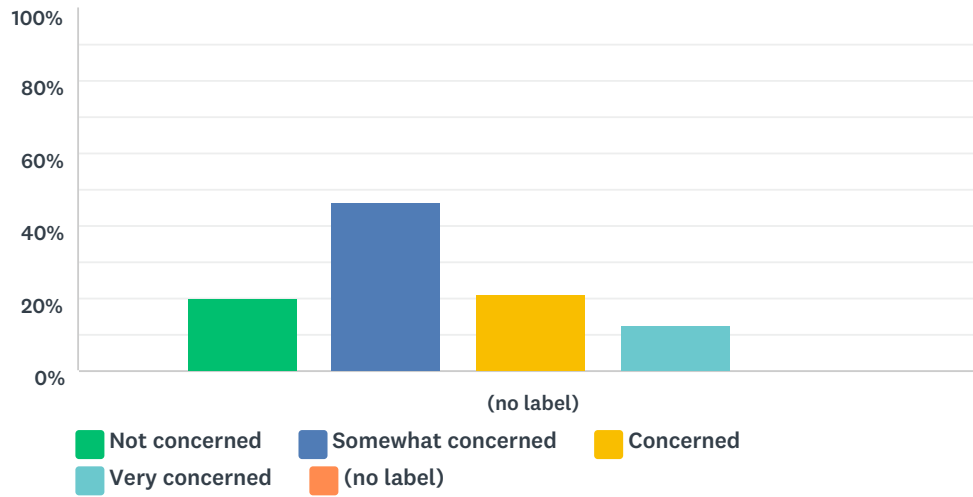
Answered: 131 Skipped: 6



	NOT CONCERNED	SOMEWHAT CONCERNED	CONCERNED	VERY CONCERNED	(NO LABEL)	TOTAL	WEIGHTED AVERAGE
(no label)	5.34%	54.20%	28.24%	12.21%	0.00%	131	2.47
	7	71	37	16	0		

Q53 Finances

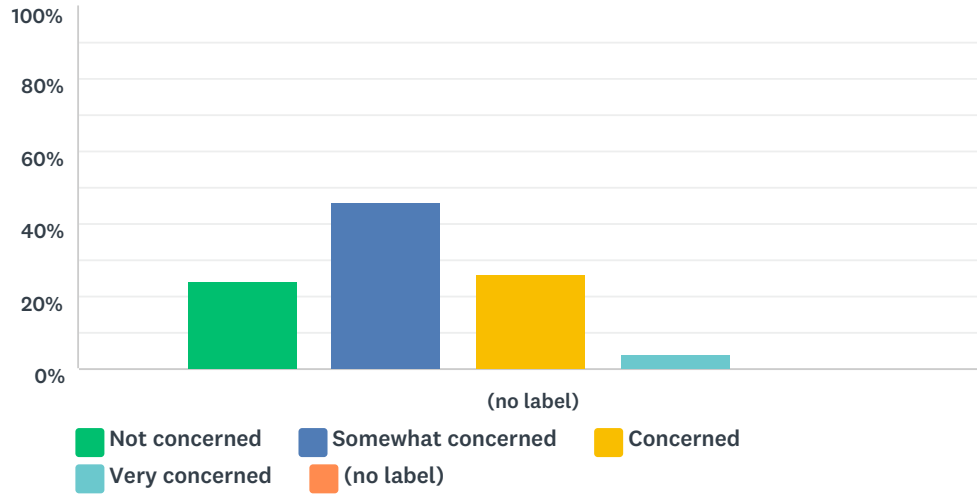
Answered: 129 Skipped: 8



	NOT CONCERNED	SOMEWHAT CONCERNED	CONCERNED	VERY CONCERNED	(NO LABEL)	TOTAL	WEIGHTED AVERAGE
(no label)	20.16%	46.51%	20.93%	12.40%	0.00%	129	2.26
	26	60	27	16	0		

Q54 Loneliness and isolation

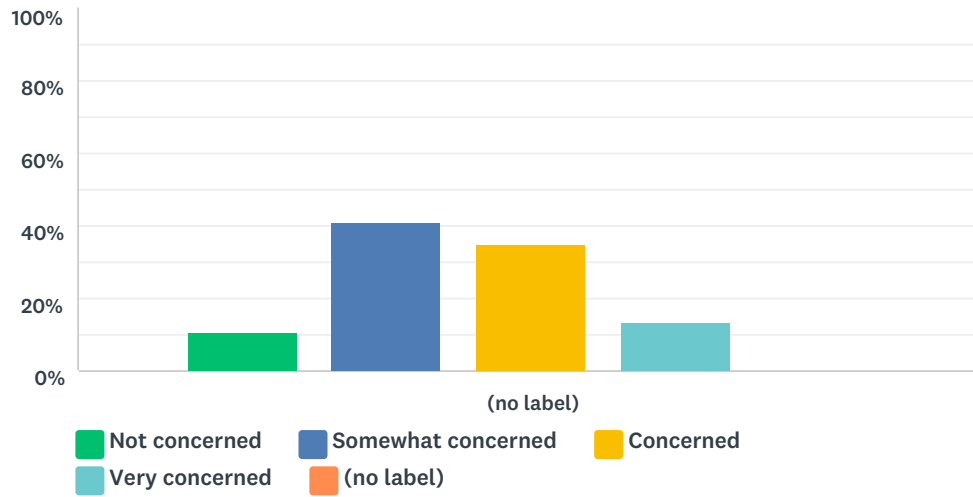
Answered: 128 Skipped: 9



	NOT CONCERNED	SOMEWHAT CONCERNED	CONCERNED	VERY CONCERNED	(NO LABEL)	TOTAL	WEIGHTED AVERAGE
(no label)	24.22% 31	46.09% 59	25.78% 33	3.91% 5	0.00% 0	128	2.09

Q55 Death of loved ones

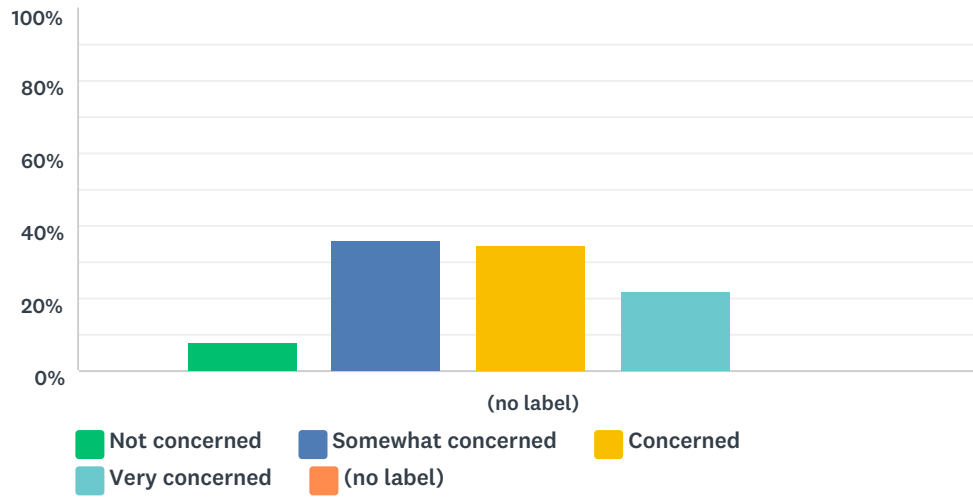
Answered: 125 Skipped: 12



	NOT CONCERNED	SOMEWHAT CONCERNED	CONCERNED	VERY CONCERNED	(NO LABEL)	TOTAL	WEIGHTED AVERAGE
(no label)	10.40%	40.80%	35.20%	13.60%	0.00%	125	2.52
	13	51	44	17	0		

Q56 Loss of mobility/freedom

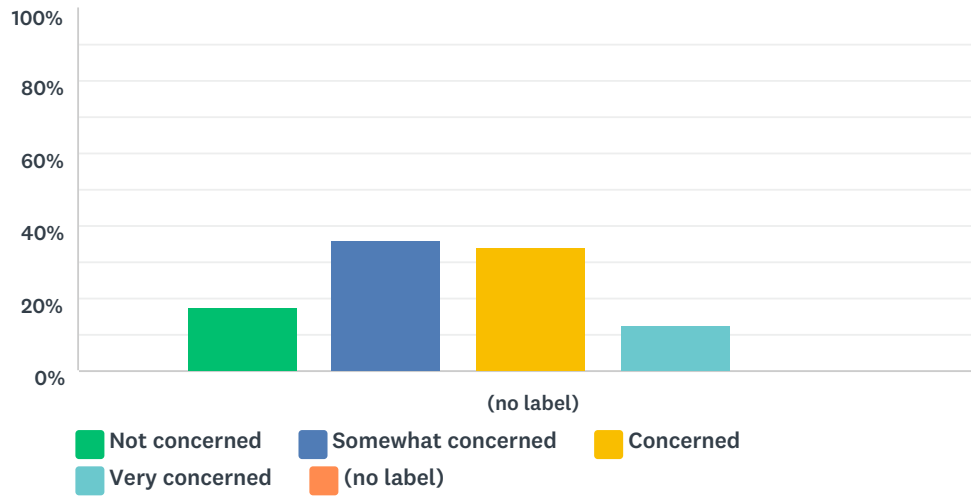
Answered: 128 Skipped: 9



	NOT CONCERNED	SOMEWHAT CONCERNED	CONCERNED	VERY CONCERNED	(NO LABEL)	TOTAL	WEIGHTED AVERAGE
(no label)	7.81% 10	35.94% 46	34.38% 44	21.88% 28	0.00% 0	128	2.70

Q57 Inability to make own life decisions

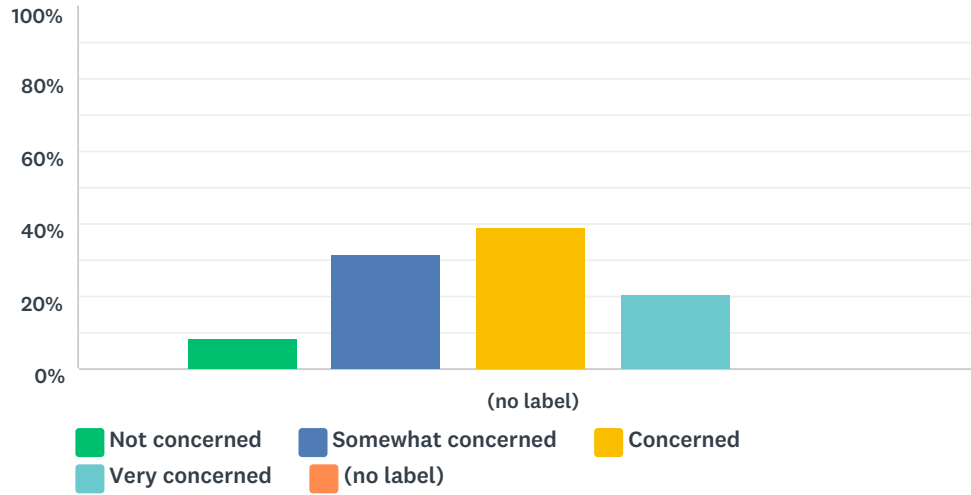
Answered: 127 Skipped: 10



	NOT CONCERNED	SOMEWHAT CONCERNED	CONCERNED	VERY CONCERNED	(NO LABEL)	TOTAL	WEIGHTED AVERAGE
(no label)	17.32% 22	36.22% 46	33.86% 43	12.60% 16	0.00% 0	127	2.42

Q58 Appropriate housing options

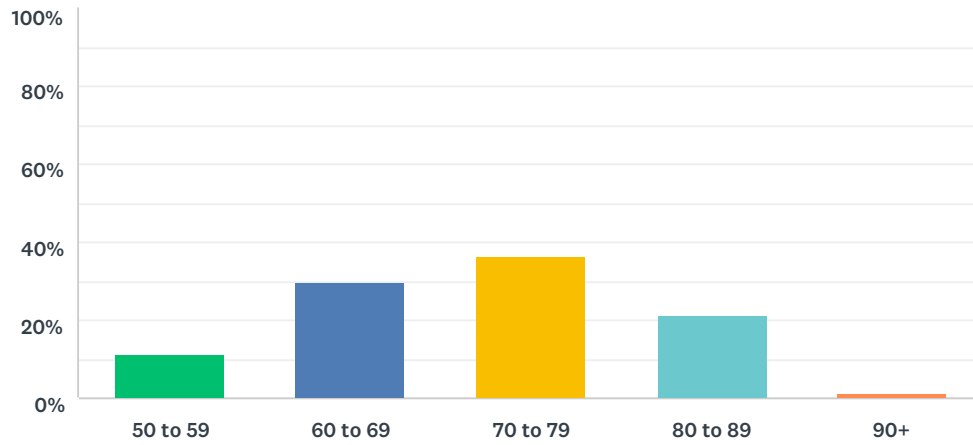
Answered: 126 Skipped: 11



	NOT CONCERNED	SOMEWHAT CONCERNED	CONCERNED	VERY CONCERNED	(NO LABEL)	TOTAL	WEIGHTED AVERAGE
(no label)	8.73% 11	31.75% 40	38.89% 49	20.63% 26	0.00% 0	126	2.71

Q59 Please indicate your age

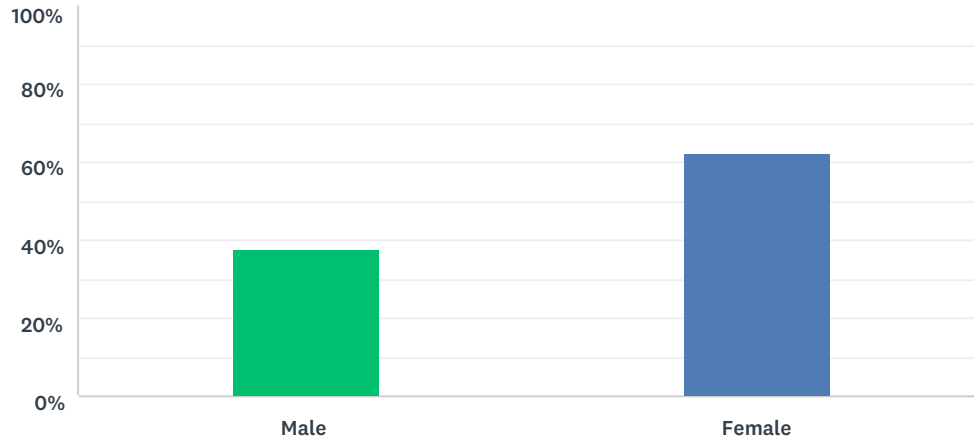
Answered: 132 Skipped: 5



ANSWER CHOICES	RESPONSES	
50 to 59	11.36%	15
60 to 69	29.55%	39
70 to 79	36.36%	48
80 to 89	21.21%	28
90+	1.52%	2
TOTAL		132

Q60 What is your gender

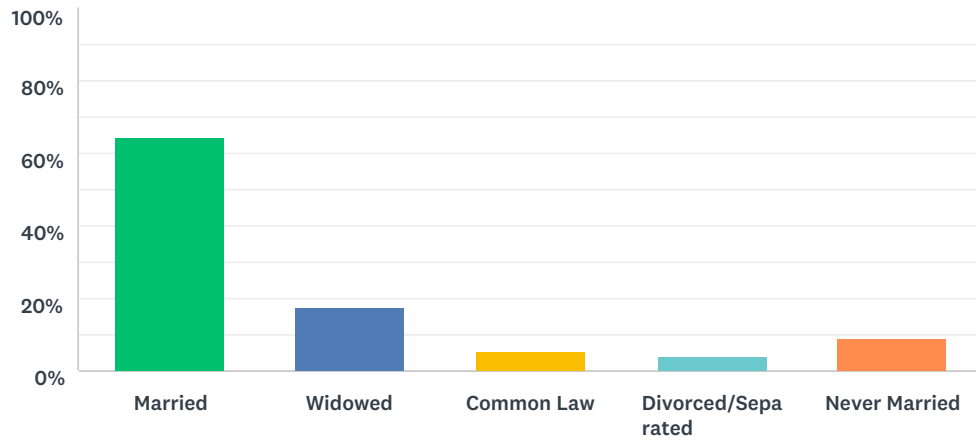
Answered: 130 Skipped: 7



ANSWER CHOICES	RESPONSES	
Male	37.69%	49
Female	62.31%	81
TOTAL		130

Q61 What is your current marital status?

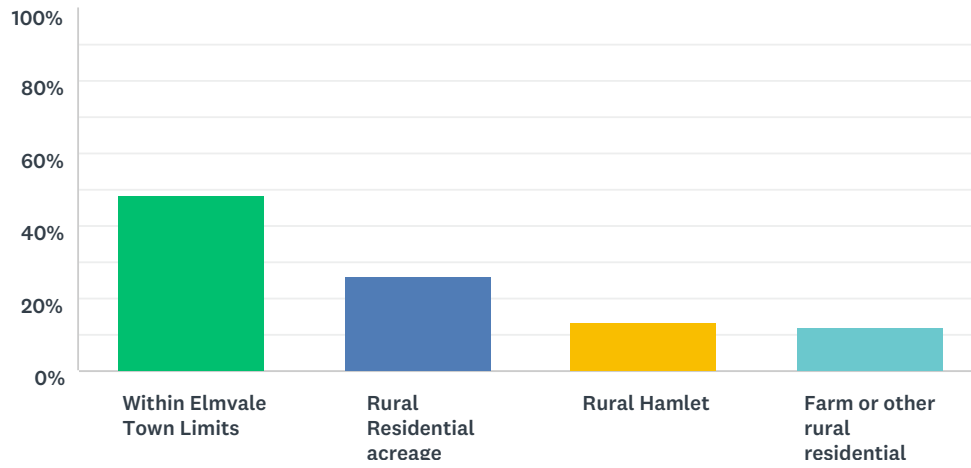
Answered: 132 Skipped: 5



ANSWER CHOICES	RESPONSES	
Married	64.39%	85
Widowed	17.42%	23
Common Law	5.30%	7
Divorced/Separated	3.79%	5
Never Married	9.09%	12
TOTAL		132

Q62 Where do you live in the area?

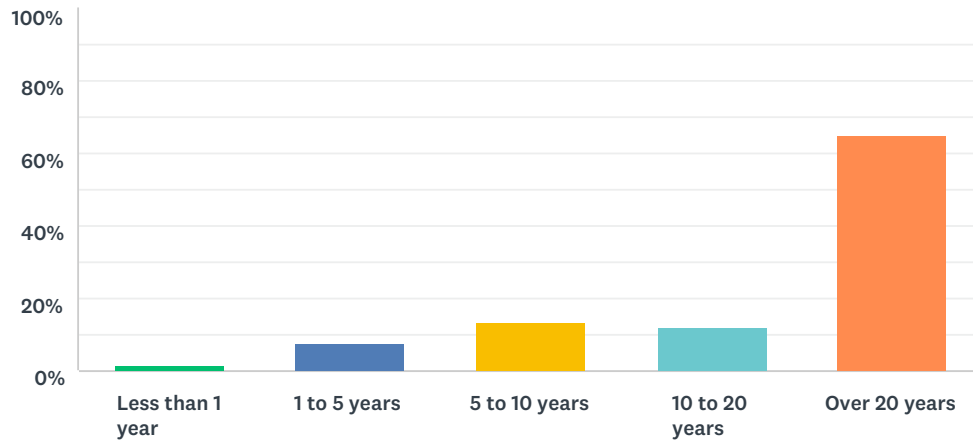
Answered: 132 Skipped: 5



ANSWER CHOICES	RESPONSES	
Within Elmvale Town Limits	48.48%	64
Rural Residential acreage	25.76%	34
Rural Hamlet	13.64%	18
Farm or other rural residential	12.12%	16
TOTAL		132

Q63 How long have you lived in the neighbourhood?

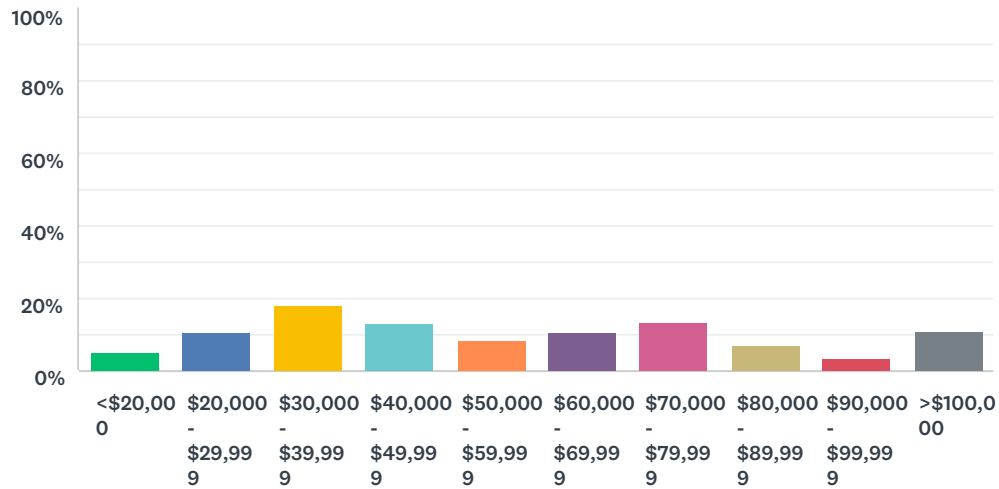
Answered: 132 Skipped: 5



ANSWER CHOICES	RESPONSES	
Less than 1 year	1.52%	2
1 to 5 years	7.58%	10
5 to 10 years	13.64%	18
10 to 20 years	12.12%	16
Over 20 years	65.15%	86
TOTAL		132

Q64 What is your total annual household income before taxes?

Answered: 117 Skipped: 20



ANSWER CHOICES	RESPONSES	
<\$20,000	5.13%	6
\$20,000-\$29,999	10.26%	12
\$30,000-\$39,999	17.95%	21
\$40,000-\$49,999	12.82%	15
\$50,000-\$59,999	8.55%	10
\$60,000-\$69,999	10.26%	12
\$70,000-\$79,999	13.68%	16
\$80,000-\$89,999	6.84%	8
\$90,000-\$99,999	3.42%	4
>\$100,000	11.11%	13
TOTAL		117

Q65 Please provide any additional comments that you believe would be helpful for the Committee. (if completing the paper version, please use the next page if required)

Answered: 19 Skipped: 118

#	RESPONSES	DATE
1	like a walk in shower	12/19/2018 7:53 PM
2	many single women with no family support are now exhausting all their savings,RRSPs, Cdn bonds before they reach 65 due to job downsizing.	12/19/2018 7:29 PM
3	should be as close as possible to center of town	12/19/2018 7:15 PM
4	I would like to see a pool at this facility. Not Olympic size, just something seniors could use for exercise.	12/16/2018 5:49 PM
5	The sooner the better.	12/15/2018 3:18 PM
6	I would prefer to own a detached home (or similar to Bowling Green Estates in Midland) and to be able to sell for a profit. Also, a one level home with garage.	12/15/2018 2:04 PM
7	There are a number of private senior residences in the County, but many people cannot afford to live in them. Wendat has the only seniors residence for low income, vulnerable seniors - in Penetang. Sounds like the Elmvale idea is a different model. That's ok, but Affordability is a must. Rental situations in Barrie and other nearby municipalities are sky high now, making housing expensive even for middle class seniors. I've worked all my life. Due to a marital separation, my monthly income is greatly diminished. I am a retired 67 yr old female. After Christmas, I will be looking for part-time work to make ends meet. What would I do if I weren't healthy enough to go back to work? Go on Ontario Works? There's something wrong with this picture.	12/14/2018 6:37 PM
8	as we are both active, healthy and able to enjoy our own country home, we do appreciate the need for this kind of housing in the future. we would like to be prepared for our life in the future. Moving somewhere with people we know would be a good choice.	12/13/2018 4:39 PM
9	Hope units have capabilities to have large /upgraded kitchen space with workspace large ovens etc.	12/12/2018 12:03 PM
10	i believe participation of the municipality and County is essential. The County in particular has expertise in this area and the Municipality needs to become directly involved in Physician Recruitment which would tie in nicely with a Facility for Retirement purposes. the Municipality of Goderich can provide a model,for a successful Physician Recruitment and retention Campaign,but a Facility for a Physicians Office needs to be provided.	12/8/2018 3:31 PM
11	this is a great idea! thank you	12/8/2018 3:01 PM
12	concerned about added services/facilities based on size of complex i.e. what is the population threshold to make items affordable i.e. shop/pool	12/8/2018 12:46 PM
13	as the population is aging this type of idea is a no fail direction. I am in full support of what you are doing. you need to be on land that we can expand.	12/7/2018 1:15 PM
14	we were planning on retiring to Wasaga Beach.....until this	12/7/2018 11:35 AM
15	non denominational nurse practitioner with access to a doctor	12/7/2018 11:24 AM

16	I live with my wonderful daughter, she is amazing and could not be more caring since taking me in. But I only agreed to come temporarily with hopes to find a ground level apartment in town. I feel like a burden to her and that I am overstaying my welcome by many years now. She changed her life for me. All my things are in storage for years and I would like to have my own place again, my freedom while I am still with it. My daughter wants me close by so she can do wellness checks and I feel that is a good idea too. The doctor, my daughter and me all agree, I'm not ready for a nursing home and I can not afford reirement living or assisted living. I don't have the money to buy something because I was conned aout of my retirement bundle but I still have my regular monthly income that can't be touched and my daughter made sure that my savings is going back up since she got me out of the con and I'm back on track with my health and life.	12/5/2018 5:10 PM
17	I wish I could remain in Elmvale until I die,I am not ready for a nursing home but wish there was an assisted living alternative in my home town	12/3/2018 6:50 PM
18	1. Definitely need housing with elevators re mobility 2. Concern with the Price of Life Lease option/rental eg Tollendale model extra monthly cost \$ per year %age increase + %age increase in rental \$ yearly for financial planning purposes -affordability 3. In Tollendale model only larger more expensive models have bathroom with shower, not so in rental units, Why not bathroom option with Walk-in shower with seat rather than bathtub to increase accessibility, improves re safety issues	12/3/2018 2:20 PM
19	Survey Completed by SAM LANGMAN	11/25/2018 7:33 PM
